

**RESOLUTION NO. 67-2021**

Introduced by Trey Hardy

**A RESOLUTION AMENDING RESOLUTION 2020-19, ADOPTED MARCH 10, 2020, AUTHORIZING THE CITY MANAGER TO ACCEPT CHANGE ORDER NO. 4 FROM SMITH PAVING AND EXCAVATING FOR LABOR AND MATERIALS RELATED TO EXPANSION OF THE US ROUTE 6 PAVING PROJECT NO. ERI-6-17.49 IN AN AMOUNT NOT TO EXCEED TWO HUNDRED THOUSAND AND 00/100 DOLLARS (\$200,000.00).**

**WHEREAS**, Council adopted Resolution 2020-19 on March 10, 2020 awarding the bid to Smith Paving and Excavating for labor and materials related to the US Route 6 Paving Project No. ERI-6-17.49 in the amount of Two Million Five Hundred Ninety-Eight Thousand Six Hundred Seventeen and 70/100 (\$2,598,617.70); and

**WHEREAS**, Council adopted Resolution 2020-65 on October 13, 2020 authorizing the City Manager to accept Change Order No. 1 from Smith Paving and Excavating in an amount not to exceed Fifty-Five Thousand Three Hundred Forty-One and 63/100 Dollars (\$55,341.63); and

**WHEREAS**, Council adopted Resolution 40-2021 on July 13, 2021 authorizing the City Manager to accept Change Orders Nos. 2 and 3 from Smith Paving and Excavating in an amount not to exceed One Hundred Seventeen Thousand Three Hundred Thirty-Four and 29/100 Dollars (\$117,334.29).

**BE IT RESOLVED BY THE COUNCIL OF THE CITY OF HURON, OHIO:**

**SECTION 1.** The City Manager shall be, and he hereby is, authorized and directed to accept Change Order Nos. 4 from Smith Paving to reflect the additional labor and materials related to expansion of the US Route 6 Paving Project No. ERI-6-17.49, in an increased amount not to exceed Two Hundred Thousand and 00/100 Dollars (\$200,000.00). Change Order No. 4 shall be on file and available for inspection in the office of the Clerk of Council.

**SECTION 2.** That this Council hereby finds and determines that all formal actions relative to the adoption of this Resolution were taken in an open meeting of this Council and that all deliberations of this Council and of its Committees, if any, which resulted in formal action, were taken in meetings open to the public in full compliance with applicable legal requirements, including O.R.C. §121.22.

**SECTION 3.** That this Resolution shall go into effect, and be in full force and effect, immediately upon its passage.

ATTESTED:

  
Clerk of Council

  
Sam Artino, Mayor

ADOPTED:

28 SEP 2021



# CTL Engineering, Inc.

## Change Order Details

City of Huron ERI-6-17.49

<b>Description</b>	Resurfacing of U.S. 6 from Williams Street to the Eastern City limits. Included in this project is curbing, decorative crosswalks, sidewalks, upgraded ADA facilities, upgrade signal at Main Street, and remove signal at Berlin Rd.
<b>Prime Contractor</b>	SMITH PAVING & EXCAVATING INC
<b>Change Order</b>	4
<b>Status</b>	Pending
<b>Date Created</b>	09/26/2021
<b>Type</b>	22 OWNER REQUESTED CHANGE
<b>Summary</b>	Permanent Pavement Markings for Bike Lanes and additional Traffic Control items
<b>Change Order Description</b>	<p>This change order is necessary to add the final pavement marking and signage quantities that accommodate the addition of a bike lane from Williams Street to Berlin Road, based on the final approved plans. In addition, an additional Solar Powered Rectangular Rapid Flashing Beacon (RRFB) sign assembly was added to accommodate changes made by the City of Huron for safety.</p> <p>This change order contains increases to original bid items and also adds non-bid items to complete this work.</p> <p>The original bid item quantity increases represented on this change order take into account available quantities to date that have not been used for these permanent traffic control items. It is anticipated that these increases shown will complete the work according to the final approved revised plans.</p> <p>This change order also contains the addition of the following non-bid items of work, as detailed in the revised plans and as itemized below, to complete the work according to the plan details and intent. Backup information is attached to this change order for these items:</p> <hr/> <p>EXTRA WORK LINE NO. 1200      Chevron Marking, Type 1</p> <p>The Agreed Unit Cost was established using ODOT C&amp;MS 109.05.B.3, average price awarded on 3 different projects. The agreed unit cost of \$4.32/FT is less than the determined average price and is considered to be fair and reasonable for this work to be performed per the revised plans. This work will be paid at project participation code 03 (100% Local), and the quantity will be based on final measurements and calculations.</p> <hr/> <p>EXTRA WORK LINE NO.1210      Word On Pavement, 72", Type 1</p>

The Agreed Unit Cost was established using ODOT C&MS 109.05.B.3, average price awarded on 3 different projects. The agreed unit cost of \$75.60/EACH is less than the determined average price and is considered to be fair and reasonable for this work to be performed per the revised plans. This work will be paid at project participation code 03 (100% Local), and the quantity will be based on final measurements and calculations.

---

EXTRA WORK LINE NO. 1220 Bike Lane Symbol Marking, Type 1

The Agreed Unit Cost was established using ODOT C&MS 109.05.B.3, average price awarded on 3 different projects. The Agreed Unit Cost of \$243/EACH is less than the determined average price and is considered to be fair and reasonable for this work to be performed per the revised plans. This work will be paid at project participation code 03 (100% Local), and the quantity will be based on final measurements and calculations.

---

EXTRA WORK LINE NO. 1230 Pavement Marking, Misc.: Bike Lane Symbol Marking With Sharrow

It was necessary to add an item for installing a combined bicycle marking with sharrow in the bike lane as detailed in the revised plans. The Agreed Unit Price of \$243/EACH was established using ODOT C&MS 109.05.B.3, comparing the average price awarded on 3 different projects for similar work, and is less than the determined average unit price. The contractor has agreed to this method of payment and it is considered to be fair and reasonable for this work to be performed per the revised plans. This work will be paid at project participation code 03 (100% Local), and the quantity will be based on final measurements and calculations.

---

EXTRA WORK LINE NO. 1240 Green Colored Pavement for Bike Lanes , Type 1

It was necessary to add this item to apply the item 642 green paint to the detailed bike lanes. The green color tint selected was approved by the City and is attached, sample no. 2. The attached cost analysis has been reviewed for accuracy and is considered to be fair and reasonable for this work to be performed. This Agreed Unit Cost of \$2.00/SF for this work has been determined using C&MS 109.05.B.5 and will be paid at project participation code 03 (100% Local) and the quantity will be based on final measurements and calculations.

---

EXTRA WORK LINE NO. 1250 Removal of Pavement Marking

The Agreed Unit Cost per FT was established using ODOT C&MS 109.05.B.3, average price awarded on 3 different projects. The agreed unit cost of \$1.08/FT is less than the determined average price and is considered to be fair and reasonable for this work to be performed per the revised plans. This work will be paid at project participation code 03 (100% Local), and the quantity will be based on final measurements and calculations.

---

EXTRA WORK LINE NO. 1260 Removal of Pavement Marking

The Agreed Unit Cost per each was established using ODOT C&MS 109.05.B.3, average price awarded on 3 different projects. The agreed unit cost of \$162/EACH is less than the determined average price and is considered to be fair and reasonable for this work to be performed per the revised plans. This work will be paid at project participation code 03 (100% Local), and the quantity will be based on final measurements and

calculations.

---

**EXTRA WORK LINE NO.1270 Removal of Span Wire Sign and Disposal**

The Agreed Lump Sum cost submitted by the contractor was established according to ODOT C&MS 109.05.B.5, analysis of a cost analysis for labor, equipment, and material. The Agreed Lump Sum cost of \$369.45 has been reviewed for accuracy and conformance and is considered fair and reasonable for this added work to be performed per the revised plans. This work will be paid at project participation code 03 (100% Local), and the quantity will be based on final measurements and calculations.

---

**EXTRA WORK LINE NO. 1280 Additional Maintenance of Traffic**

This additional cost is necessary to perform the maintenance of traffic for work that has been added by the revised plans. This cost of \$5278 was determined by calculating a weekly cost, based on the original lump sum bid item 614 Maintenance of Traffic and the original duration of work. The original bid item cost for Maintenance of Traffic (Line no.750) was \$95,000. The original approved CPM schedule showed approximately 18 weeks of work. Therefore, the average weekly cost is \$5,278. It is anticipated and agreed to that the additional work will require 1 week. This is considered to be fair and reasonable for this work to be performed per the revised plans. This work will be paid at project participation code 03 (100% Local).

---

**EXTRA WORK LINE NO. 1290**

This additional cost is necessary to add a Rectangular Rapid Flashing Beacon in accordance with the original plan details and requirements. This item of work compensates the contractor for increased material, labor and equipment costs and is allowed per C&MS 109.05.B.1, Negotiated Prices. The original Proposal Line Item 659 , Signing, Misc.; Solar Powered Rectangular Rapid Flashing Beacon (RRFB) Sign Assembly, will be extended and paid by a quantity of 1 each, and is contained on this change order. In addition, this lump sum cost of \$1295.98 will be paid. This additional cost has been reviewed for accuracy and conformance and is considered fair and reasonable for this added work.

The quantity changes and additional work items contained on this change order delayed the Final Completion of the project until Fall of 2021, when the final approval of the traffic control plan additions received final ODOT approval. The delay experienced by the contractor is deemed to be an excusable/non-compensable delay. A time extension change order will be processed once this additional work has been completed and the final day of work has been determined. This date is dependent on material availability and delivery to the project.

All reviewed cost analysis documentation and backup information is attached to this change order.

<b>Awarded Project Amount</b>	<b>\$2,598,617.70</b>
<b>Authorized Project Amount</b>	<b>\$2,771,293.62</b>
<b>Change Order Amount</b>	<b>\$159,931.04</b>

Revised Project Amount      \$2,931,224.66

**Increases/Decreases**

Line Number	Item ID	Unit	Unit Price	Current		Change		Revised		
				Quantity	Amount	Quantity	Amount	Quantity	Amount	
Section: 1 - Description										
0651	630E02100	FT	\$6.100	217.000	\$1,323.70	487.000	\$2,970.70	704.000	\$4,294.40	
GROUND MOUNTED SUPPORT, NO. 2 POST										
				Funding Details						
				01/SAF/OT	80.000	\$488.00	0.000	\$0.00	80.000	\$488.00
				02/NHS/PV/HUR	0.000	\$0.00	0.000	\$0.00	0.000	\$0.00
				03/NHS/PV/HUR	137.000	\$835.70	487.000	\$2,970.70	624.000	\$3,806.40
				04/BRO/BR/HUR	0.000	\$0.00	0.000	\$0.00	0.000	\$0.00
0655	630E80100	SF	\$16.750	352.840	\$5,910.07	280.750	\$4,702.56	633.590	\$10,612.63	
SIGN, FLAT SHEET										
				Funding Details						
				01/SAF/OT	42.000	\$703.50	0.000	\$0.00	42.000	\$703.50
				02/NHS/PV/HUR	0.000	\$0.00	0.000	\$0.00	0.000	\$0.00
				03/NHS/PV/HUR	310.840	\$5,206.57	280.750	\$4,702.56	591.590	\$9,909.13
				04/BRO/BR/HUR	0.000	\$0.00	0.000	\$0.00	0.000	\$0.00
0656	630E84900	EACH	\$34.950	16.000	\$559.20	19.000	\$664.05	35.000	\$1,223.25	
REMOVAL OF GROUND MOUNTED SIGN AND DISPOSAL										



Line Number	Item ID	Unit	Unit Price	Current		Change		Revised	
				Quantity	Amount	Quantity	Amount	Quantity	Amount
				Funding Details					
			01/SAF/OT	3.000	\$104.85	0.000	\$0.00	3.000	\$104.85
			02/NHS/PV/HUR	0.000	\$0.00	0.000	\$0.00	0.000	\$0.00
			03/NHS/PV/HUR	13.000	\$454.35	19.000	\$664.05	32.000	\$1,118.40
			04/BRO/BR/HUR	0.000	\$0.00	0.000	\$0.00	0.000	\$0.00
0657	630E85100	EACH	\$65.800	18.000	\$1,184.40	2.000	\$131.60	20.000	\$1,316.00
REMOVAL OF GROUND MOUNTED SIGN AND REERECTION									
				Funding Details					
			01/SAF/OT	3.000	\$197.40	0.000	\$0.00	3.000	\$197.40
			02/NHS/PV/HUR	0.000	\$0.00	0.000	\$0.00	0.000	\$0.00
			03/NHS/PV/HUR	15.000	\$987.00	2.000	\$131.60	17.000	\$1,118.60
			04/BRO/BR/HUR	0.000	\$0.00	0.000	\$0.00	0.000	\$0.00
0658	630E86002	EACH	\$39.500	22.000	\$869.00	7.000	\$276.50	29.000	\$1,145.50
REMOVAL OR GROUND MOUNTED POST SUPPORT AND DISPOSAL									
				Funding Details					
			01/SAF/OT	5.000	\$197.50	0.000	\$0.00	5.000	\$197.50
			02/NHS/PV/HUR	0.000	\$0.00	0.000	\$0.00	0.000	\$0.00
			03/NHS/PV/HUR	17.000	\$671.50	7.000	\$276.50	24.000	\$948.00
			04/BRO/BR/HUR	0.000	\$0.00	0.000	\$0.00	0.000	\$0.00
0659	630E97700	EACH	\$7,500.000	7.000	\$52,500.00	1.000	\$7,500.00	8.000	\$60,000.00
SIGNING, MISC.: SOLAR POWERED RECTANGULAR RAPID FLASHING BECON (RRFB) SIGN ASSEMBLY									

Line Number	Item ID	Unit	Unit Price	Current		Change		Revised	
				Quantity	Amount	Quantity	Amount	Quantity	Amount
				Funding Details					
			01/SAF/OT	7.000	\$52,500.00	1.000	\$7,500.00	8.000	\$60,000.00
			02/NHS/PV/HUR	0.000	\$0.00	0.000	\$0.00	0.000	\$0.00
			03/NHS/PV/HUR	0.000	\$0.00	0.000	\$0.00	0.000	\$0.00
			04/BRO/BR/HUR	0.000	\$0.00	0.000	\$0.00	0.000	\$0.00
0660	642E00104	MILE	\$700.000	3.060	\$2,142.00	2.000	\$1,400.00	5.060	\$3,542.00
EDGE LINE, 6", TYPE 1									
				Funding Details					
			01/SAF/OT	0.200	\$140.00	0.000	\$0.00	0.200	\$140.00
			02/NHS/PV/HUR	2.860	\$2,002.00	2.000	\$1,400.00	4.860	\$3,402.00
			03/NHS/PV/HUR	0.000	\$0.00	0.000	\$0.00	0.000	\$0.00
			04/BRO/BR/HUR	0.000	\$0.00	0.000	\$0.00	0.000	\$0.00
0662	642E00300	MILE	\$800.000	2.050	\$1,640.00	0.500	\$400.00	2.550	\$2,040.00
CENTER LINE, TYPE 1									
				Funding Details					
			01/SAF/OT	0.110	\$88.00	0.000	\$0.00	0.110	\$88.00
			02/NHS/PV/HUR	1.940	\$1,552.00	0.500	\$400.00	2.440	\$1,952.00
			03/NHS/PV/HUR	0.000	\$0.00	0.000	\$0.00	0.000	\$0.00
			04/BRO/BR/HUR	0.000	\$0.00	0.000	\$0.00	0.000	\$0.00
0663	642E00400	FT	\$0.500	2,100.000	\$1,050.00	2,000.000	\$1,000.00	4,100.000	\$2,050.00
CHANNELIZING LINE, 8", TYPE 1									

Line Number	Item ID	Unit	Unit Price	Current		Change		Revised	
				Quantity	Amount	Quantity	Amount	Quantity	Amount
				Funding Details					
			01/SAF/OT	913.000	\$456.50	0.000	\$0.00	913.000	\$456.50
			02/NHS/PV/HUR	1,187.000	\$593.50	2,000.000	\$1,000.00	3,187.000	\$1,593.50
			03/NHS/PV/HUR	0.000	\$0.00	0.000	\$0.00	0.000	\$0.00
			04/BRO/BR/HUR	0.000	\$0.00	0.000	\$0.00	0.000	\$0.00
0664	642E00500	FT	\$3.000	620.000	\$1,860.00	50.000	\$150.00	670.000	\$2,010.00
STOP LINE, TYPE 1									
				Funding Details					
			01/SAF/OT	0.000	\$0.00	0.000	\$0.00	0.000	\$0.00
			02/NHS/PV/HUR	620.000	\$1,860.00	50.000	\$150.00	670.000	\$2,010.00
			03/NHS/PV/HUR	0.000	\$0.00	0.000	\$0.00	0.000	\$0.00
			04/BRO/BR/HUR	0.000	\$0.00	0.000	\$0.00	0.000	\$0.00
0665	642E00600	FT	\$1.500	2,615.000	\$3,922.50	650.000	\$975.00	3,265.000	\$4,897.50
CROSSWALK LINE, TYPE 1									
				Funding Details					
			01/SAF/OT	165.000	\$247.50	0.000	\$0.00	165.000	\$247.50
			02/NHS/PV/HUR	2,450.000	\$3,675.00	650.000	\$975.00	3,100.000	\$4,650.00
			03/NHS/PV/HUR	0.000	\$0.00	0.000	\$0.00	0.000	\$0.00
			04/BRO/BR/HUR	0.000	\$0.00	0.000	\$0.00	0.000	\$0.00
0668	642E01090	EACH	\$300.000	6.000	\$1,800.00	1.000	\$300.00	7.000	\$2,100.00
SCHOOL SYMBOL, MARKING, 72"									



Line Number	Item ID	Unit	Unit Price	Current		Change		Revised	
				Quantity	Amount	Quantity	Amount	Quantity	Amount
				Funding Details					
			01/SAF/OT	0.000	\$0.00	0.000	\$0.00	0.000	\$0.00
			02/NHS/PV/HUR	6.000	\$1,800.00	1.000	\$300.00	7.000	\$2,100.00
			03/NHS/PV/HUR	0.000	\$0.00	0.000	\$0.00	0.000	\$0.00
			04/BRO/BR/HUR	0.000	\$0.00	0.000	\$0.00	0.000	\$0.00
0669	642E01300	EACH	\$55.000	50.000	\$2,750.00	71.000	\$3,905.00	121.000	\$6,655.00
LANE ARROW, TYPE 1									
				Funding Details					
			01/SAF/OT	16.000	\$880.00	0.000	\$0.00	16.000	\$880.00
			02/NHS/PV/HUR	34.000	\$1,870.00	71.000	\$3,905.00	105.000	\$5,775.00
			03/NHS/PV/HUR	0.000	\$0.00	0.000	\$0.00	0.000	\$0.00
			04/BRO/BR/HUR	0.000	\$0.00	0.000	\$0.00	0.000	\$0.00
0670	642E01510	FT	\$2.500	300.000	\$750.00	3,200.000	\$8,000.00	3,500.000	\$8,750.00
DOTTED LINE, 6", TYPE 1									
				Funding Details					
			01/SAF/OT	67.000	\$167.50	0.000	\$0.00	67.000	\$167.50
			02/NHS/PV/HUR	233.000	\$582.50	3,200.000	\$8,000.00	3,433.000	\$8,582.50
			03/NHS/PV/HUR	0.000	\$0.00	0.000	\$0.00	0.000	\$0.00
			04/BRO/BR/HUR	0.000	\$0.00	0.000	\$0.00	0.000	\$0.00
14 items			Totals		\$78,260.87		\$32,375.41		\$110,636.28

## New Items

Line Number	Item ID	Unit	Quantity	Unit Price	Extension
<b>Section: 1 - Description</b>					
1200	642E00720	FT	1,077.000	\$4.320	\$4,652.64
CHEVRON MARKING, TYPE 1:					
<b>Funding Details</b>					
		03/NHS/PV/HUR	1,077.000	\$4.320	\$4,652.64
1210	642E01400	EACH	5.000	\$75.600	\$378.00
WORD ON PVMT, 72", TYPE 1:					
<b>Funding Details</b>					
		03/NHS/PV/HUR	5.000	\$75.600	\$378.00
1220	642E01602	EACH	27.000	\$243.000	\$6,561.00
BIKE LANE SYMBOL MKG, TYPE 1:					
<b>Funding Details</b>					
		03/NHS/PV/HUR	27.000	\$243.000	\$6,561.00
1230	642E50010	EACH	21.000	\$243.000	\$5,103.00
PAVEMENT MARKING, MISC.: Bike Lane Symbol Marking with Sharrow					
<b>Funding Details</b>					
		03/NHS/PV/HUR	21.000	\$243.000	\$5,103.00
1240	642E60000	SF	48,229.000	\$2.000	\$96,458.00
GREEN COLORED PVMNT FOR BIKE LNES,TYPE 1:					
<b>Funding Details</b>					
		03/NHS/PV/HUR	48,229.000	\$2.000	\$96,458.00

Change Order Details:

City of Huron ERI-6-17.49

10/12/2021

Page 9 of 12

Line Number	Item ID	Unit	Quantity	Unit Price	Extension
1250	642E30000	FT	2,407.000	\$1.080	\$2,599.56
REMOVAL OF PAVEMENT MARKING					
			Funding Details		
			03/NHS/PV/HUR	2,407.000	\$1.080
					\$2,599.56
1260	642E30020	EACH	30.000	\$162.000	\$4,860.00
REMOVAL OF PAVEMENT MARKING					
			Funding Details		
			03/NHS/PV/HUR	30.000	\$162.000
					\$4,860.00
1270	630E95000	LS	1.000	\$369.450	\$369.45
SIGNING, MISC.: Removal of Span Wire Signs and Disposal					
Reason: Conflicting with revised pavement markings					
			Funding Details		
			03/NHS/PV/HUR	1.000	\$369.450
					\$369.45
1280	614E11000	LS	1.000	\$5,278.000	\$5,278.00
MAINTAINING TRAFFIC					
Reason: Additional MOT					
			Funding Details		
			03/NHS/PV/HUR	1.000	\$5,278.000
					\$5,278.00
1290	630E95000	LS	1.000	\$1,295.980	\$1,295.98
SIGNING, MISC.: Rectangular Rapid Flashing Beacon (RRFB), Additional costs					

Line Number	Item ID	Unit	Quantity	Unit Price	Extension
-------------	---------	------	----------	------------	-----------

Reason: Cost increases

Funding Details					
	03/NHS/PV/HUR		1.000	\$1,295.980	\$1,295.98
10 items					Total: \$127,555.63

## Funding Summary

Fund Package	Original Amount	Authorized Amount	Pending Change	Revised Amount
01/SAF/OT	\$436,351.10	\$547,960.78	\$7,500.00	\$555,460.78
02/NHS/PV/HUR	\$766,698.60	\$752,330.80	\$16,130.00	\$768,460.80
03/NHS/PV/HUR	\$1,383,068.00	\$1,454,489.54	\$136,301.04	\$1,590,790.58
04/BRO/BR/HUR	\$12,500.00	\$16,512.50	\$0.00	\$16,512.50
4 fund packages	\$2,598,617.70	\$2,771,293.62	\$159,931.04	\$2,931,224.66

## Attachments

Document	Name	Description	Submission Date
Change_order_4_backup_info-_cost_analysis_and_avg_pricing.fina l.pdf	Change order 4 backup info- cost analysis and avg pricing.fina l.pdf		10/12/2021 03:26 PM EDT
1 attachment			



10/12/2021

Gregory R. Kronstain, P.E. - CTL Engineering, Inc.

Date



10/13/21

Maddie Rospert - Smith Paving and Excavating, Inc.

Date



10/15/21

Matthew Lasko - City of Huron

Date



OFFICE CALCS	SHEET NUMBER																				ITEM	ITEM EXT.	GRAND TOTAL	UNIT	DESCRIPTION	SEE SHEET
	1	2	3	4	5	6	7	8	9	10	11	12	13	14	15	16	17	18	19	20						
						67			121	56	72	57	28	28	28						630	02100	487	FT	GROUND MOUNTED SUPPORT, NO. 2 POST	#REF!
	30					24.50			45.25	26.50	35.00	38.00	16.00	16.00	16.00						630	80100	280.75	SF	SIGN, FLAT SHEET	
	42.50	7.50	10.50	3.00																	630	84900	19	EACH	REMOVAL OF GROUND MOUNTED SIGN AND DISPOSAL	
	6	4	2	1		1		1	1	3		1		1							630	84900	2	EACH	REMOVAL OF GROUND MOUNTED SIGN AND REERECTION	
																					630	87400	2	EACH	REMOVAL OF OVERHEAD MOUNTED SIGN AND DISPOSAL	
		2																			630	86002	7	EACH	REMOVAL OF GROUND MOUNTED POST SUPPORT AND DISPOSAL	
	1		1			1			1	2				1							630	97700	1	EACH	SIGNING, MISC.: SOLAR POWERED RECTANGULAR RAPID FLASHING BECON (RRFB) SIGN ASSEMBLY	
												1									642	104	3.20	MILE	EDGE LINE, 6", TYPE 1	
	0.10	0.14	0.49	0.45	0.57	0.37	0.29	0.37	0.13	0.19	0.10										642	300	0.78	MILE	CENTER LINE, TYPE 1	
	0.02	0.03				0.06	0.09	0.17	0.08	0.08	0.11	0.08	0.07								642	900		SF	ISLAND MARKING, TYPE 1	
																					642	1090	3	EACH	SCHOOL SYMBOL, MARKING, 72"	
	1	1	1																		642	1510	3448	FT	DOTTED LINE, 6", TYPE 1	
	150	970	170			50	620		595	365	470	58									642	20650	21	EACH	BICYCLE MARKING W/ SHARROW	
	4					2			4	5	6										642	400	3639	FT	CHANNELIZING LINE, 8", TYPE 1	
	616	643				358	211	50	644	658	459										642	1300	101	EACH	LANE ARROW, TYPE 1	
	7	15	4	2	2	8	7	4	12	11	13	8	8								642	500	424	FT	STOP LINE, TYPE 1	
	73	230					67		20		34										642	600	2190	FT	CROSSWALK LINE, TYPE 1	
	327	1010					470		103		54										642	10600	54	FT	TRANSVERSE LINE, WHITE	
																					642	20600	27	EACH	BICYCLE MARKING	
	2	6	4	2	2	2	3	3	1	1	1										642	20400	5	EACH	WORD ON PAVEMENT, 72"	
	3	2																			642	10620	1077	FT	CHEVRON MARKING	
	36	85	162	136	187	80	111	145	5	96	34										642	60100	48229	SF	GREEN COLORED PAINT FOR BIKE LANES	
48229																					642/646		2407	LF	REMOVAL OF PAVEMENT MARKINGS	
	472	33	244			241	112		347	242		386	330								642/646		30	EACH	REMOVAL OF PAVEMENT MARKINGS	
	8	2	4			4			5	4	1	1	1													



23 September 2021

RE: SR 6- Huron

Est No: 402120

### PROPOSAL

Ref	Item	Description	Qty	Unit	Unit Price	Item Total	
660	642	Edge Line, 6" Type 1	3.20	MI	@ \$700.00 / MI	\$2,240.00	
662	642	Center Line, Type 1	0.78	MI	@ \$800.00 / MI	\$624.00	
663	642	Channelizing Line, 8" Type 1	3,639	LF	@ \$0.50 / LF	\$1,819.50	
664	642	Stop Line, Type 1	424	LF	@ \$3.00 / LF	\$1,272.00	
665	642	Crosswalk Line, Type 1	2,190	LF	@ \$1.50 / LF	\$3,285.00	
666	642	Transverse/Diagonal Line, Type 1	290	LF	@ \$4.00 / LF	\$1,160.00	
667	642	Island Marking, Type 1	-	SF	@ \$4.00 / SF	\$0.00	
668	642	School Symbol Marking, 72"	3	EA	@ \$300.00 / EA	\$900.00	
669	642	Lane Arrow, Type 1	101	EA	@ \$55.00 / EA	\$5,555.00	
670	642	Dotted Line, 6" Type 1	3,448	LF	@ \$2.50 / LF	\$8,620.00	
	642	Chevron Marking	1,077.0	LF	@ <del>\$4.00 / LF</del>	\$4,308.00	\$4.32/LF
	642	Word On Pavement, 72"	5.0	EA	@ <del>\$70.00 / EA</del>	\$350.00	\$75.6/EA
	642	Bicycle Marking	27.00	EA	@ <del>\$225.00 / EA</del>	\$6,075.00	\$243/EA
	642	Bicycle Marking W/Sharrow	21.00	EA	@ <del>\$225.00 / EA</del>	\$4,725.00	\$243/EA
	642	Green Colored Paint for Bike Lanes W/Beads	48,229.00	SF	@ \$2.00 / SF	\$96,458.00	
	642	Removal Of Pavement Markings	2,407.00	LF	@ <del>\$1.00 / LF</del>	\$2,407.00	\$1.08/LF
	642	Removal Of Pavement Markings	30	EA	@ <del>\$150.00 / EA</del>	\$4,500.00	\$162/EA
Total						\$144,298.50	

#### Conditions

Includes 1 Mobilizations For Removal and 1 For Permanent, Each Additional \$1,000.00

Price includes all labor, material and equipment to layout and paint quoted items.

Contractor is responsible to clean pavement before striping, if necessary.

Price DOES NOT include removal of curing compound.

Price does not include bond, if required \$15.00/thousand.

Owner Acknowledges this tinted Green Does Not Meet Day and Night Chromacity Requirements

No Warranty included for Green Markings

Green Colored Paint For Bike Lanes Without Glass Beads, 1.90/SF Will Be Charged.

Price is good for 30 days.

Respectfully

Zimmerman Paint Contractors Co.

William Sheets

Asst. Vice President

Line no. 1240 -

**Force Account ~ Overall Summary**Month: OctoberProject No.: ()Co./Rt./Sec.: SR 6 HuronContractor: Smith PavingForce Acct ID: 402120FA3Force Acct Description: Green CostSub Contractor: Griffin Pavement Striping**LABOR MONTHLY COST SUMMARY**

Labor Cost...see sheet 2 \$27,502.44

Fringes...see sheet 2 + \$9,581.60

Subtotal \$37,084.04

38% Profit and Overhead + \$14,091.94

Administration Fees...see sheet 2 + \$276.08

Pay Roll Tax...see sheet 3 + \$6,050.54

Total Labor Cost \$57,502.59

**MONTHLY FORCE ACCOUNT SUMMARY**

Total Labor Cost \$57,502.59

Total Owned Equipment Cost \$11,471.35

Total Rented Equipment Cost

Total Material Cost \$28,083.00

Total Third Party Billing

Total Trucking

Total Trucking Mark-up

Allowable Rate Cost \$0.00

Sub Contractor Force Account Cost

Sub Contractor Mark-up

Total Monthly FA Cost \$97,056.94 / 48,229SF = \$2.01/SF

Please sign affidavit to the Estimated cost analysis stating:

"Labor rates shown are the actual rates paid for labor, unit prices for materials and rates for owned and rented equipment have been estimated on the basis they are not in excess of those charged in the area in which the work will be performed."

Title: \_\_\_\_\_

Please sign affidavit to the Actual cost stating:

"The name, classification, total hours worked and rates paid each person listed on the Summary of Actual Cost are substantiated by actual records of persons employed on the force account work. All unit prices for materials and rates for owned and rented equipment listed on the Summary of Actual Costs are substantiated by actual records of materials and equipment actually used in performance of the force account work and the price of any owned equipment not previously agreed upon does not exceed prices charged for similar equipment in the area in which the work was performed."

Title: \_\_\_\_\_

Agreed to use \$2.00/SF

GK 10/11/21 Lab, Equip, Mat'ls. OK.

Month: October

Contractor: Smith Paving

Sub Contractor: **Griffin Pavement Striping**

[illegible]

Month: October

Contractor: **Smith Paving**

Sub Contractor: **Griffin Pavement Striping**

[illegible]



# Force Account ~ Monthly Labor Cost

Month: October

Project No.: ()

Co./Rt./Sec.: SR 6 Huron

Contractor: Smith Paving

Force Acct ID: 402120FA3 Force Acct Description: Green Cost

Sub Contractor: Griffin Pavement Striping

Employee	Class	Reg. Hours	Reg. Rate	OT Hours	OT Rate	Labor Cost	Fringe Rates						Fringe Cost	Adminstration Fees						Adm. Cost
							H&W	Pen.	Train	Ann	Vac	E&S	Totals	Admin	OCA	OCIA	Tri-Fund	LECET	Totals	
Alex Lozano	ABOREI	58.00	\$33.87		\$50.81	\$1,964.46	\$7.50	\$3.90	\$0.40				\$11.80	\$684.40	\$0.14	\$0.05	\$0.05	\$0.10	\$0.34	\$19.72
Andrew Berger	ABOREI	58.00	\$33.87		\$50.81	\$1,964.46	\$7.50	\$3.90	\$0.40				\$11.80	\$684.40	\$0.14	\$0.05	\$0.05	\$0.10	\$0.34	\$19.72
Daniel Reiterman	ABOREI	58.00	\$33.87		\$50.81	\$1,964.46	\$7.50	\$3.90	\$0.40				\$11.80	\$684.40	\$0.14	\$0.05	\$0.05	\$0.10	\$0.34	\$19.72
Greg Garcia	ABOREI	58.00	\$33.87		\$50.81	\$1,964.46	\$7.50	\$3.90	\$0.40				\$11.80	\$684.40	\$0.14	\$0.05	\$0.05	\$0.10	\$0.34	\$19.72
Colin Gregory	ABOREI	58.00	\$33.87		\$50.81	\$1,964.46	\$7.50	\$3.90	\$0.40				\$11.80	\$684.40	\$0.14	\$0.05	\$0.05	\$0.10	\$0.34	\$19.72
Matthew Winke	ABOREI	58.00	\$33.87		\$50.81	\$1,964.46	\$7.50	\$3.90	\$0.40				\$11.80	\$684.40	\$0.14	\$0.05	\$0.05	\$0.10	\$0.34	\$19.72
Brett Combs	ABOREI	58.00	\$33.87		\$50.81	\$1,964.46	\$7.50	\$3.90	\$0.40				\$11.80	\$684.40	\$0.14	\$0.05	\$0.05	\$0.10	\$0.34	\$19.72
Spencer Conklin	ABOREI	58.00	\$33.87		\$50.81	\$1,964.46	\$7.50	\$3.90	\$0.40				\$11.80	\$684.40	\$0.14	\$0.05	\$0.05	\$0.10	\$0.34	\$19.72
Syler Dyer	ABOREI	58.00	\$33.87		\$50.81	\$1,964.46	\$7.50	\$3.90	\$0.40				\$11.80	\$684.40	\$0.14	\$0.05	\$0.05	\$0.10	\$0.34	\$19.72
Levi Garner	ABOREI	58.00	\$33.87		\$50.81	\$1,964.46	\$7.50	\$3.90	\$0.40				\$11.80	\$684.40	\$0.14	\$0.05	\$0.05	\$0.10	\$0.34	\$19.72
Josh Lozano	ABOREI	58.00	\$33.87		\$50.81	\$1,964.46	\$7.50	\$3.90	\$0.40				\$11.80	\$684.40	\$0.14	\$0.05	\$0.05	\$0.10	\$0.34	\$19.72
Jermey Stokes	ABOREI	58.00	\$33.87		\$50.81	\$1,964.46	\$7.50	\$3.90	\$0.40				\$11.80	\$684.40	\$0.14	\$0.05	\$0.05	\$0.10	\$0.34	\$19.72
Justin Wilt	ABOREI	58.00	\$33.87		\$50.81	\$1,964.46	\$7.50	\$3.90	\$0.40				\$11.80	\$684.40	\$0.14	\$0.05	\$0.05	\$0.10	\$0.34	\$19.72
Dan Zimmerman	ABOREI	58.00	\$33.87		\$50.81	\$1,964.46	\$7.50	\$3.90	\$0.40				\$11.80	\$684.40	\$0.14	\$0.05	\$0.05	\$0.10	\$0.34	\$19.72

Total Labor Cost: \$27,502.44

Total Fringes: \$9,581.60

Total Admin: \$276.08

# Force Account ~ Monthly Pay Roll Tax

Month: October

Project No.: ()

Co./Rt./Sec.: SR 6 Huron

Contractor: Smith Paving

Force Acct ID: 402120FA3

Force Acct Description: Green Cost

Sub Contractor: Griffin Pavement Striping

Total Labor Cost: \$27,502.44

Option 1 ~ January 1<sup>st</sup> thru June 30<sup>th</sup>

Overall Labor Cost	FUTA % / \$	SUTA % / \$	Medicare % / \$	SS % / \$	Workers Comp % / \$
	0	0	0	0	0
\$27,502.44					

Total Pay Roll Taxes: \$0.00

Option 2 ~ July 1<sup>st</sup> thru December 31<sup>st</sup>

Overall Labor Cost	FUTA % / \$	SUTA % / \$	Medicare % / \$	SS % / \$	Workers Comp % / \$
	X	X			
\$27,502.44	X	X			

Total Pay Roll Taxes: \$0.00

Option 3 ~ 22% of Paid Wage (as per CMS 109.05-C-2 ~ Revised)

Overall Labor Cost	FUTA % / \$	SUTA % / \$	Medicare % / \$	SS % / \$	Workers Comp % / \$
	X	X	X	X	X
\$27,502.44	X	X	X	X	X

Total Pay Roll Taxes: \$6,050.54

Month: **October**

**Contractor:** Smith Paving

**Sub Contractor: Griffin Pavement Striping**

[illegible]

Month: **October**

Co./Rt./Sec.: SR 6 Huron

**Contractor:** Smith Paving

Force Acct Description: Green Cost

**Sub Contractor: Griffin Pavement Striping**

[illegible]

# Force Account ~ Monthly Equipment Cost

Month: October

Project No.: \_\_\_\_\_

Co./Rt./Sec.: SR 6 Huron

Contractor: Smith Paving

Force Acct ID: 402120FA3

Force Acct Description: Green Cost

Sub Contractor: Griffin Pavement Striping

Equipment Type	Monthly Rate	X	Regional Factor	X	Age Factor	MR/176 Hourly Rate	Conv. Factor	Operating Hours for Month	Hourly Rate Operating	Monthly Cost	Idle Time Hours for Month	Hourly Rate Idle	Idle Monthly Cost
Utility Truck	\$1,230.00	X	1.002	X	0.997	\$6.98	1.703	58.00	\$14.25	\$1,516.00		\$3.49	
Utility Truck	\$1,230.00	X	1.002	X	0.997	\$6.98	1.703	58.00	\$14.25	\$1,516.00		\$3.49	
Utility Truck	\$1,145.00	X	1.002	X	0.932	\$6.08	1.703	58.00	\$14.95	\$1,467.11		\$3.04	
Utility Truck	\$1,230.00	X	1.002	X	1.000	\$7.00	1.703	58.00	\$14.25	\$1,518.08		\$3.50	
Utility Truck	\$1,145.00	X	1.002	X	0.934	\$6.09	1.703	58.00	\$14.10	\$1,419.10	0	\$3.04	
Grayco Hand Painter	\$500.00	X	1.002	X	0.997	\$2.84	1.703	58.00	\$4.10	\$518.09		\$1.42	
Grayco Hand Painter	\$500.00	X	1.002	X	0.997	\$2.84	1.703	58.00	\$4.10	\$518.09		\$1.42	
Grayco Hand Painter	\$500.00	X	1.002	X	0.932	\$2.65	1.703	58.00	\$4.10	\$499.81		\$1.33	
Grayco Hand Painter	\$500.00	X	1.002	X	0.932	\$2.65	1.703	58.00	\$4.10	\$499.81		\$1.33	
Grayco Hand Painter	\$500.00	X	1.002	X	0.932	\$2.65	1.703	58.00	\$4.10	\$499.81		\$1.33	
Grayco Hand Painter	\$500.00	X	1.002	X	0.932	\$2.65	1.703	58.00	\$4.10	\$499.81		\$1.33	
Grayco Hand Painter	\$500.00	X	1.002	X	0.932	\$2.65	1.703	58.00	\$4.10	\$499.81		\$1.33	
Grayco Hand Painter	\$500.00	X	1.002	X	0.932	\$2.65	1.703	58.00	\$4.10	\$499.81		\$1.33	
		X		X									
		X		X									
		X		X									
		X		X									
		X		X									
		X		X									
		X		X									
		X		X									
		X		X									
		X		X									

Equipment Sub Totals:

Operating= \$11,471.35

Idle=



Month: October

Contractor: Smith Paving

**Sub Contractor:** Griffin Pavement Striping

Total Material Cost:	\$24,420.00
15% Markup:	\$3,663.00
Total:	\$28,083.00

**Line no. 1270 -**

**Contractor:** Smith Paving & Excavating  
**Project:** Eri-6-17.49, Huron/Erie  
**Description:** Additional Sign Removal

***SUMMARY OF ESTIMATED COSTS***

Labor	\$211.23
Materials	0.00
Equipment	\$158.22
Total Estimated Cost	<hr/> \$369.45

Labor and equipmt. OK- GK 10/11/21

**ESTIMATED COST OF LABOR**

Base Pay		101.10
Fringe Benefits		35.85
Sub-Total		136.95
Overhead & Margin @	38.00%	52.04
Payroll Taxes @	22.00%	22.24
<b>Total Labor Costs</b>		<b>211.23</b>

<u>Class/Group</u>	<u>Hrs</u>	<u>Base/ Rate</u>	<u>Fringe Rate</u>	<u>Base Wage</u>	<u>Fringe Amt</u>
Laborer Group 1	3.00 RT	33.70	11.95	101.10	35.85
		<b>Total</b>		<b>101.10</b>	<b>35.85</b>

**ESTIMATED COST OF MATERIALS**

<u>Description</u>	<u>Quantity</u>	<u>Measurement</u>	<u>Unit Cost</u>
NONE			0.00
		Total	0.00
		Plus 15%	
		<b>Total Cost of Material</b>	<b>0.00</b>

**ESTIMATED COST OF EQUIPMENT**

Equipment Owned										
<u>Equip No.</u>	<u>Description</u>	<u>Size/ Capacity</u>	<u>Gas/ Diesel</u>	<u>Blue Book</u>	<u>Hours</u>	<u>Base Rate</u>	<u>Region Adj</u>	<u>Age Adj</u>	<u>Eqp. Multi.</u>	<u>Amt</u>
2021	2020 On-Highway Light Duty Trucks	3/4 T	G	2H 2021	1.50	4.20	0.983	0.999	2.000	12.37
	Operate costs				1.50	20.88				31.32
1982	06 On-Highway Flatbed Trucks	30,000 GVW	D	2H 2021	1.50	10.43	0.978	0.831	2.000	25.43
	Operate costs				1.50	22.06				33.09
1982A	06 Telescopic Boom Aerial Lift for Mount	61-80'	HYD	2H 2021	1.50	18.24	0.985	0.881	2.000	47.49
	Operate costs				1.50	5.68				8.52
<b>Total Cost of Equipment</b>										<b>158.22</b>


OK

## Adjustments for 2021 in On-highway Light Duty Trucks

September 29, 2021

**Ford F-250 SD**  
On-Highway Light Duty Trucks

Size Class:  
**300 HP & Over**  
Weight:  
**N/A**



### Configuration for F-250 SD

Axle Configuration	<b>4.0 X 2.0</b>	Cab Type	<b>Conventional</b>
Horsepower	<b>300.0 hp</b>	Power Mode	<b>Gasoline</b>
Ton Rating	<b>3.0 / 4.0</b>		

### Blue Book Rates

\*\* FHWA Rate is equal to the monthly ownership cost divided by 176 plus the hourly estimated operating cost.

	Ownership Costs				Estimated Operating Costs	FHWA Rate**
	Monthly	Weekly	Daily	Hourly	Hourly	Hourly
Published Rates	USD \$740.00	USD \$210.00	USD \$53.00	USD \$8.00	USD \$20.88	USD \$25.08
<b>Adjustments</b>						
Region ( Ohio: 98.3%)	(USD \$12.58)	(USD \$3.57)	(USD \$0.90)	(USD \$0.14)		
Model Year (2020: 99.9%)	(USD \$0.73)	(USD \$0.21)	(USD \$0.05)	(USD \$0.01)		
Adjusted Hourly Ownership Cost (100%)	-	-	-	-		
Hourly Operating Cost (100%)					-	
<b>Total:</b>	<b>USD \$725.69</b>	<b>USD \$206.22</b>	<b>USD \$52.05</b>	<b>USD \$7.86</b>	<b>USD \$20.88</b>	<b>USD \$25.01</b>

### Non-Active Use Rates

	Hourly
Standby Rate	USD \$2.93
Idling Rate	USD \$21.06

### Rate Element Allocation

Element	Percentage	Value
Depreciation (ownership)	57%	USD \$421.80/mo
Overhaul (ownership)	29%	USD \$214.60/mo
CFC (ownership)	2%	USD \$14.80/mo
Indirect (ownership)	12%	USD \$88.80/mo
Fuel (operating) @ USD 2.97	81%	USD \$16.93/hr

Revised Date: 3rd quarter 2021.


These are the most accurate rates for the selected Revision Date(s). However, due to more frequent online updates, these rates may not match Rental Rate Blue Book Print. Visit the Cost Recovery Product Guide on our Help page for more information.

The equipment represented in this report has been exclusively prepared for MATT DEPOLO  
(mdepolo@millercable.com)

**Adjustments for 1982T in All Saved Models**

September 29, 2021

**Miscellaneous 4X2 30KGVW DSL**  
On-Highway Flatbed Trucks

Size Class:  
**26,001 - 33,000 GVW**  
Weight:  
**8994 lbs**

**Configuration for 4X2 30KGVW DSL**

Axle Configuration	<b>4X2</b>	Horsepower	<b>217.0</b>
Maximum Gross Vehicle Weight	<b>30000.0 lbs</b>	Power Mode	<b>Diesel</b>

**Blue Book Rates**

\*\* FHWA Rate is equal to the monthly ownership cost divided by 176 plus the hourly estimated operating cost.

	Ownership Costs				Estimated Operating Costs	FHWA Rate**
	Monthly	Weekly	Daily	Hourly	Hourly	Hourly
Published Rates	USD \$1,835.00	USD \$515.00	USD \$130.00	USD \$20.00	USD \$22.06	USD \$32.49
<b>Adjustments</b>						
Region ( Ohio: 97.8%)	(USD \$40.37)	(USD \$11.33)	(USD \$2.86)	(USD \$0.44)		
Model Year (2006: 83.1%)	(USD \$303.29)	(USD \$85.12)	(USD \$21.49)	(USD \$3.31)		
Adjusted Hourly Ownership Cost (100%)	-	-	-	-		
Hourly Operating Cost (100%)					-	
<b>Total:</b>	<b>USD \$1,491.34</b>	<b>USD \$418.55</b>	<b>USD \$105.65</b>	<b>USD \$16.25</b>	<b>USD \$22.06</b>	<b>USD \$30.53</b>

**Non-Active Use Rates**

Standby Rate	Hourly	USD \$5.59
Idling Rate		USD \$22.38

**Rate Element Allocation**

Element	Percentage	Value
Depreciation (ownership)	51%	USD \$935.85/mo
Overhaul (ownership)	34%	USD \$623.90/mo
CFC (ownership)	2%	USD \$36.70/mo
Indirect (ownership)	13%	USD \$238.55/mo
Fuel (operating) @ USD 3.27	63%	USD \$13.91/hr

Revised Date: 3rd quarter 2021

These are the most accurate rates for the selected Revision Date(s). However, due to more frequent online updates, these rates may not match Rental Rate Blue Book Print. Visit the Cost Recovery Product Guide on our Help page for more information.

The equipment represented in this report has been exclusively prepared for MATT DEPOLO  
(mdepolo@millercable.com)



## Adjustments for 1982A in All Saved Models

September 29, 2021

### Miscellaneous BB180

Telescopic Boom Aerial Lifts For Truck Mounting

Size Class:

71 - 80 ft

Weight:

N/A



### Configuration for BB180

Articulation  
Maximum Platform Height

Articulated  
61.0 - 80.0 ft

Material Handling  
Power Mode

Yes  
Hydraulic

### Blue Book Rates

\*\* FHWA Rate is equal to the monthly ownership cost divided by 176 plus the hourly estimated operating cost.

	Ownership Costs				Estimated Operating Costs	FHWA Rate**
	Monthly	Weekly	Daily	Hourly	Hourly	Hourly
Published Rates	USD \$3,210.00	USD \$900.00	USD \$225.00	USD \$34.00	USD \$5.68	USD \$23.92
<b>Adjustments</b>						
Region ( Ohio: 98.5%)	(USD \$48.15)	(USD \$13.50)	(USD \$3.38)	(USD \$0.51)		
Model Year (2006: 88.1%)	(USD \$376.26)	(USD \$105.49)	(USD \$26.37)	(USD \$3.99)		
Adjusted Hourly Ownership Cost (100%)	-	-	-	-		
Hourly Operating Cost (100%)					-	
<b>Total:</b>	<b>USD \$2,785.59</b>	<b>USD \$781.01</b>	<b>USD \$195.25</b>	<b>USD \$29.50</b>	<b>USD \$5.68</b>	<b>USD \$21.51</b>

### Non-Active Use Rates

Standby Rate

Idling Rate

Hourly

USD \$11.40

USD \$15.83

### Rate Element Allocation

Element	Percentage	Value
Depreciation (ownership)	62%	USD \$1,990.20/mo
Overhaul (ownership)	28%	USD \$898.80/mo
CFC (ownership)	2%	USD \$64.20/mo
Indirect (ownership)	8%	USD \$256.80/mo

Fuel cost data is not available for these rates.

Revised Date: 3rd quarter 2021.

These are the most accurate rates for the selected Revision Date(s). However, due to more frequent online updates, these rates may not match Rental Rate Blue Book Print. Visit the Cost Recovery Product Guide on our Help page for more information.

The equipment represented in this report has been exclusively prepared for MATT DEPOLO  
([mdepolo@millercable.com](mailto:mdepolo@millercable.com))

Line no. 1290 -

Contractor: **Smith Paving & Excavating**  
Project: **Eri-6-17.49, Huron/Erie**  
Description: **Additional Ref #659, RRFB Costs**

***SUMMARY OF ESTIMATED COSTS***

Labor	\$208.11
Materials	\$639.63
Equipment	\$448.24
Total Estimated Cost	<hr/> \$1,295.98

Labor, equipmt., and materials OK- GK 10/11/21

**ESTIMATED COST OF LABOR**

Base Pay		99.15
Fringe Benefits		35.85
Sub-Total		135.00
Overhead & Margin @	38.00%	51.30
Payroll Taxes @	22.00%	21.81
<b>Total Labor Costs</b>		<b>208.11</b>

<u>Class/Group</u>	<u>Hrs</u>	<u>Base/ Rate</u>	<u>Fringe Rate</u>	<u>Base Wage</u>	<u>Fringe Amt</u>	
Laborer Group 1	3.00 RT	33.05	11.95	99.15	35.85	OK
		<b>Total</b>		<b>99.15</b>	<b>35.85</b>	

**ESTIMATED COST OF MATERIALS**

<u>Description</u>	<u>Quantity</u>	<u>Measurement</u>	<u>Unit Cost</u>	
New RRFB Flasher Unit	1.00	ea	4725.00	4,725.00
Original Ref #659, RRFB	1.00	ea	4274.00	4,274.00
		Total- Additional RRFB Cost		451.00
Additional QC1 Cost per Yard	1.00	yd	5.20	5.20
QC1 Light Load Charge	1.00	ls	100.00	100.00
		Total Cost of Additional Material		556.20
		Plus 15%		83.43
		<b>Total Cost of Material</b>		<b>639.63</b>

OK

**ESTIMATED COST OF EQUIPMENT**

## Equipment Owned


<u>Equip No.</u>	<u>Description</u>	<u>Size/ Capacity</u>	<u>Gas/ Diesel</u>	<u>Blue Book</u>	<u>Hours</u>	<u>Base Rate</u>	<u>Region Adj</u>	<u>Age Adj</u>	<u>Equip. Multi.</u>	<u>Amt</u>
2021	2020 On-Highway Light Duty Trucks Operate cost	3/4 T	G	2H 2021	3.00	4.21	0.983	0.999	2.000	24.81
					3.00	22.66				67.98
2004	2012 On-Highway Truck Tractors Operate costs	35,000 GVW	D	2H 2021	3.00	16.71	0.973	0.964	2.000	94.04
					3.00	40.28				120.84
2004A	2012 Hydraulic Digger Derricks Operate costs	47'	HYD	2H 2021	3.00	15.43	0.971	0.966	2.000	86.84
					3.00	17.91				53.73
<b>Total Cost of Equipment</b>										<b>448.24</b>

OK

**Adjustments for 2021 in All Saved Models**

October 8, 2021

**Ford F-250 SD**  
 On-Highway Light Duty Trucks

 Size Class:  
**300 HP & Over**  
 Weight:  
 N/A

**Configuration for F-250 SD**

Axle Configuration	4.0 X 2.0	Cab Type	Conventional
Horsepower	300.0 hp	Power Mode	Gasoline
Ton Rating	3.0 / 4.0		

**Blue Book Rates**

\*\* FHWA Rate is equal to the monthly ownership cost divided by 176 plus the hourly estimated operating cost.

	Ownership Costs				Estimated Operating Costs	FHWA Rate**
	Monthly	Weekly	Daily	Hourly	Hourly	Hourly
Published Rates	USD \$740.00	USD \$210.00	USD \$53.00	USD \$8.00	USD \$22.66	USD \$26.86
<b>Adjustments</b>						
Region ( Ohio: 98.3%)	(USD \$12.58)	(USD \$3.57)	(USD \$0.90)	(USD \$0.14)		
Model Year (2020: 99.9%)	(USD \$0.73)	(USD \$0.21)	(USD \$0.05)	(USD \$0.01)		
Adjusted Hourly Ownership Cost (100%)	-	-	-	-		
Hourly Operating Cost (100%)					-	
<b>Total:</b>	<b>USD \$726.69</b>	<b>USD \$206.22</b>	<b>USD \$52.05</b>	<b>USD \$7.86</b>	<b>USD \$22.66</b>	<b>USD \$26.79</b>

**Non-Active Use Rates**

Hourly

Standby Rate	USD \$2.93
Idling Rate	USD \$22.68

**Rate Element Allocation**

Element	Percentage	Value
Depreciation (ownership)	57%	USD \$421.80/mo
Overhaul (ownership)	29%	USD \$214.60/mo
CFC (ownership)	2%	USD \$14.80/mo
Indirect (ownership)	12%	USD \$88.80/mo
Fuel (operating) @ USD 3.26	82%	USD \$18.55/hr

Revised Date: 4th quarter 2021

These are the most accurate rates for the selected Revision Date(s). However, due to more frequent online updates, these rates may not match Rental Rate Blue Book Print. Visit the Cost Recovery Product Guide on our Help page for more information.

 The equipment represented in this report has been exclusively prepared for MATT DEPOLO  
 (mdepolo@millercable.com)

**Adjustments for 2004T in All Saved Models**

October 8, 2021

**Miscellaneous 4X2 35KGVW DSL**  
 On-Highway Truck Tractors

 Size Class:  
 33,001 - 45,000 GVW  
 Weight:  
 12609 lbs

**Configuration for 4X2 35KGVW DSL**

Axle Configuration	4X2	Horsepower	329.0
Maximum Gross Vehicle Weight	35000.0 lbs	Power Mode	Diesel

**Blue Book Rates**

\*\* FHWA Rate is equal to the monthly ownership cost divided by 176 plus the hourly estimated operating cost.

	Ownership Costs				Estimated Operating Costs	FHWA Rate**
	Monthly	Weekly	Daily	Hourly	Hourly	Hourly
Published Rates	USD \$2,940.00	USD \$825.00	USD \$205.00	USD \$31.00	USD \$40.28	USD \$56.98
<b>Adjustments</b>						
Region ( Ohio: 97.3%)	(USD \$79.38)	(USD \$22.27)	(USD \$5.53)	(USD \$0.84)		
Model Year (2012: 96.4%)	(USD \$102.98)	(USD \$28.90)	(USD \$7.18)	(USD \$1.09)		
Adjusted Hourly Ownership Cost (100%)	-	-	-	-		
Hourly Operating Cost (100%)					-	
<b>Total:</b>	<b>USD \$2,757.64</b>	<b>USD \$773.83</b>	<b>USD \$192.28</b>	<b>USD \$29.08</b>	<b>USD \$40.28</b>	<b>USD \$55.95</b>

**Non-Active Use Rates**

	Hourly
Standby Rate	USD \$9.24
Idling Rate	USD \$42.85

**Rate Element Allocation**

Element	Percentage	Value
Depreciation (ownership)	45%	USD \$1,323.00/mo
Overhaul (ownership)	41%	USD \$1,205.40/mo
CFC (ownership)	2%	USD \$58.80/mo
Indirect (ownership)	12%	USD \$352.80/mo
Fuel (operating) @ USD 3.37	67%	USD \$27.18/hr

Revised Date: 4th quarter 2021

These are the most accurate rates for the selected Revision Date(s). However, due to more frequent online updates, these rates may not match Rental Rate Blue Book Print. Visit the Cost Recovery Product Guide on our Help page for more information.


 The equipment represented in this report has been exclusively prepared for MATT DEPOLO  
 (mdepolo@millercable.com)

## Adjustments for 2004A in All Saved Models

October 8, 2021

Miscellaneous 47/12  
Hydraulic Digger Derricks

Size Class:  
All  
Weight:  
N/A



### Configuration for 47/12

Power Mode PTO Digging Reach 33.0 ft  
Sheave Height 47.0 ft

### Blue Book Rates

\*\* FHWA Rate is equal to the monthly ownership cost divided by 176 plus the hourly estimated operating cost.

	Ownership Costs				Estimated Operating Costs	FHWA Rate**
	Monthly	Weekly	Daily	Hourly	Hourly	Hourly
Published Rates	USD \$2,715.00	USD \$760.00	USD \$190.00	USD \$29.00	USD \$17.91	USD \$33.34
<b>Adjustments</b>						
Region ( Ohio: 97.1%)	(USD \$78.74)	(USD \$22.04)	(USD \$5.51)	(USD \$0.84)		
Model Year (2012: 96.6%)	(USD \$89.63)	(USD \$25.09)	(USD \$6.27)	(USD \$0.96)		
Adjusted Hourly Ownership Cost (100%)	-	-	-	-		
Hourly Operating Cost (100%)					-	
<b>Total:</b>	<b>USD \$2,546.63</b>	<b>USD \$712.87</b>	<b>USD \$178.22</b>	<b>USD \$27.20</b>	<b>USD \$17.91</b>	<b>USD \$32.38</b>

### Non-Active Use Rates

	Hourly
Standby Rate	USD \$8.25
Idling Rate	USD \$14.47

### Rate Element Allocation

Element	Percentage	Value
Depreciation (ownership)	47%	USD \$1,276.05/mo
Overhaul (ownership)	43%	USD \$1,167.45/mo
CFC (ownership)	2%	USD \$54.30/mo
Indirect (ownership)	8%	USD \$217.20/mo

Fuel cost data is not available for these rates.

Revised Date: 4th quarter 2021

These are the most accurate rates for the selected Revision Date(s). However, due to more frequent online updates, these rates may not match Rental Rate Blue Book Print. Visit the Cost Recovery Product Guide on our Help page for more information.

The equipment represented in this report has been exclusively prepared for MATT DEPOLO  
(mdepolo@millercable.com)



Path Master Inc.  
1960 Midway Drive  
Twinsburg OH 44087  
United States

# Quote

Quote # 20-2028-C1

9/24/2021

Miller Cable Co.

Matt DePolo  
Miller Cable Co.  
P.O. Box 68  
210 South Broadway  
Green Springs OH 44836  
United States

Email: [mdepolo@millercable.com](mailto:mdepolo@millercable.com)

Phone: (419) 639-2091

Fax: (419) 639-3824

City of Huron  
US 6-17.49  
PID 100421  
Additional RRFB Change Order

Bid Date		Completion Date		Quote Expires	Terms	F.O.B.	Delivery	
2/21/2020		10/30/2020		30 Days	Net 30 Days	Twinsburg, Freight Allowed	6-12 Weeks, ARO & Approval	
Bid Ref	Qty	Unit	Description			CL	Unit Sell	Ext. Sell
E1.	1	EA	Carmanah SC315G Bid Directional Solar Powered RRFB With Pedestal, Pushbutton And Signs For Center Island Location at Station 255			08	\$4,725.00	\$4,725.00
							Total	\$4,725.00

## NOTES:

1) In The Event That The Customer Modifies, Or Attempts To Modify, This Proposal In Any Manner, Including For Quantity Or Types Of Equipment, Path Master, Inc., Reserves The Right To Amend Its Pricing At Its Discretion

2) In The Event That The Customer Delays Shipment Of The Equipment Or Delays Taking Delivery Of The Equipment From Path Master, Inc., Path Master, Inc. Reserves The Right To Charge A Storage Fee of 3%.

3) In The Event That The Customer Purchases Equipment From Another Supplier To Be Integrated With Path Master, Inc. Equipment, Path Master Inc. Reserves The Right To Charge Field Service Fees, If Requested To Perform The Integration Of Such Products, At Our Standard Field Service Rate of \$150 Per Hour With A Minimum Charge Of 3 Hours.

4) Freight Allowed Is Provided As On Shipment Of Entire Order. If Customer Requires Multiple Shipments, Path Master, Inc. Reserves The Right To Charge Extra Freight Fee As Applicable.

## ORDERS ARE SUBJECT TO CREDIT APPROVAL

X \_\_\_\_\_  
Authorized Signature



# Purchase Order

Page 1 of 1

MILLER CABLE COMPANY  
210 S. BROADWAY  
P.O. BOX 68  
GREEN SPRINGS OH 44836-0068

To: KEY CABLE AND SUPPLY  
4037 GENOA RD.  
PERRYSBURG OH 43551

PO Number: 19625  
Date: 04/23/2020  
Description: 156-001-20

Deliver On: 7/24/2020  
F.O.B.: ALLOWED  
Instructions: ATTN: ANDERA SUPPLEE

Ship To: KEY CABLE. SEE  
INSTRUCTIONS BELOW

Customer Name:

Line #	Item #	Description	Quantity	UM	Unit Cost	Ext Cost
1		REF# 659 SIGNING, MISC: SOLAR POWERED RECTANGULAR RAPID FLASHING BEACON (RRFB) SIGN ASSEMBLY	7.0000	EA	4,274.400000	
2		REF# 679 VEHICULAR SIGNAL HEAD, OPTICALLY PROGRAMMED, 3-SECTION, 12" LENS, 1-WAY, APP, W/BLACK MAST ARM SIGNAL HARDWARE	2.0000	EA		
3		REF# 680 VEHICULAR SIGNAL HEAD, \, OPTICALLY PROGRAMMED, 4-SECTION, 12" LENS, 1-WAY, APP, W/BLACK MAST ARM SIGNAL HARDWARE	2.0000	EA		
4		REF# 681 VEHICULAR SIGNAL HEAD, (LED), 3-SECTION, 12" LENS, 1-WAY, POLYCARBONATE, APP, W/BLACK MAST ARM SIGNAL HARDWARE	8.0000	EA		
5		REF# 682 PEDESTRIAN SIGNAL HEAD (LED), TYPE D2, COUNTDOWN, APP	16.0000	EA		
6		REF# 684 PEDESTRIAN PUSH BUTTON	8.0000	EA		
7		REF# 700 CONTROLLER UNIT, TYPE TS2/A1, WITH CABINET, TYPE TS2	1.0000	EA		
8		REF# 701 STOP LINE RADAR DETECTION	4.0000	EA		
9						
10		OHIO SALES TAX EXEMPT				
11		CONFIRMING ORDER-DO NOT DUPLICATE				
12		HARD COPY BY MAIL				
13		FURNISH 1 COPY CATALOG CUTS IMMEDIATELY				
14		FINAL RELEASE UPON YOUR RECEIPT OF APPROVED CATALOG CUTS				
15		HOLD MATERIAL FOR OUR PICK UP				
16		MCC PO #, JOB # AND REF # MUST APPEAR ON ALL INVOICES AND PACKING SLIPS				
17		MATERIAL MUST MEET PLANS AND SPECS FOR ERI-6-17.49 CITY OF HURON, ERIE COUNTY, PID #100421				
18		MATERIAL MUST BE LISTED AND APPROVED ON ODOT'S QPL & TAP LISTING				
19		PLEASE CALL DONNIE MILLER 24 HOURS PRIOR TO PICK UP. TEL. 419-639-2091				

Total: 81,005.60


  
Purchasing Agent

Accepted By

4/23/20  
Date

# HURON CEMENT

Products, Inc.



## Invoice

Invoice Number

373054

Invoice Date

06/26/2020

Page

1

### THE HURON CEMENT PRODUCTS COMPANY

617 Main Street -- Huron, Ohio 44839  
(419) 433-4161 -- Fax (419) 433-4690  
[www.hurongement.com](http://www.hurongement.com)

### H & C BUILDING SUPPLIES

625 Southwest Street -- Bellevue, Ohio 44811  
(419) 483-0170 -- Fax (419) 483-2744

2925 Venice Road -- Sandusky, Ohio 44870  
(419) 624-9402 -- Fax (419) 621-9208

Sold To:

MILLER CABLE COMPANY  
210 S. BROADWAY

GREEN SPRINGS, OH 44836

**RECEIVED**

JUL 16 2020

**Miller Cable Co.**

Delivered To:

BY DONUT SHOP  
RT 6 CLEVELAND RD W/MAIN ST  
HURON

25% RESTOCKING CHARGE ON RETURNED MDSE. - RETURNS MUST BE ACCOMPANIED WITH THIS INVOICE - NO RETURNS AFTER 30 DAYS

Customer PO		Job Number	Payment Terms	Due Date	
		10		7/26/20	
Quantity	Item	Product	Ticket	Unit Price	Extension
3.00	600631	QC 1 - C2704012A 4000 PSI	1027616	103.95	311.85
1.00	500046	SMALL LD. CHG. 5/4-3 YDS ZONE 1		35.00	35.00
<p>VEN# <u>8046</u>  INV# <u>373054</u>  DUE DATE <u>7/26/20</u>  A/C# <u>530200</u>  JOB# <u>156-001-20</u>  VEN# <u>7</u>  POST DATE <u>6/26/20</u> 7-3-20  <u>94418</u></p> <p>Debit Memo \$23.41</p> <p>CERTS <input checked="" type="checkbox"/>  TAX EX <input checked="" type="checkbox"/>  FREIGHT <input checked="" type="checkbox"/>  EX. WORK <input checked="" type="checkbox"/>  MATH <input checked="" type="checkbox"/>  COST <input checked="" type="checkbox"/>  APPVD: <u>6.5</u></p>					

3.00 Total Quantity

**SPECIAL ORDER ITEMS ARE NON-RETURNABLE. SPECIAL ORDER  
MERCHANDISE IS SUBJECT TO INCOMING FREIGHT.**

#### CONDITIONS OF SALE

Buyer accepts responsibility for all damage to private property, towing charges and mud tracked on public streets if buyer orders the truck beyond the curb line, and relieves The Huron Cement Products Company and H & C Building Supplies of any and all responsibility for the foregoing.

PLEASE REMIT PAYMENT TO:  
THE HURON CEMENT PRODUCTS  
COMPANY  
617 MAIN STREET  
HURON, OH 44839

TERMS: THIS INVOICE IS DUE NET 30 DAYS FOLLOWING PURCHASE -  
1-1/2% PER MONTH FINANCE CHARGE ON PAST DUE ACCOUNTS (18%  
ANNUAL RATE).

Subtotal \$346.85 Alk  
Sales Tax \$23.41  
**TOTAL** \$370.26



This is a confidential quote, intended solely for the person whom it is addressed. If you received this quote in error, please forward it to the correct person, or mail it back to us.

Date: 10/05/2021  
Company: MILLER CABLE COMPANY  
Contact: MATT DEPOLO  
  
Phone: (419) 639-2091  
Fax:

Project: HURON RT. 6, LIGHTING PROJECT  
File Number: RT. 6, LIGHTING PROJECT  
Note: PRICES FIRM FOR 20221. PLEASE ANTICIPATE A 5% INCREASE FOR 2022.

Please find listed below the concrete prices for your job at:

Product		UOM	Price
600631 QC 1 - C2704012A 4000 PSI		CU Yards	\$109.15
* 600644 QC 1P CONC - 4000# JMF: C27041P2A		CU Yards	\$109.15
103669 MID-RANGE		Per Yard	\$2.95
103674 STONE, #8 (IN PLACE OF #57)		Per Yard	\$3.95
103675 CALCIUM - 1%		Per Yard	\$3.00
103681 CALCIUM - 2%		Per Yard	\$6.00
103687 FIBERS - COMMERCIAL 2.0 LBS.	MICRO FIBERS	Per Yard	\$9.00
103689 FIBERS - STEALTH .75 LB	MICRO FIBERS	Per Yard	\$5.00
103691 HEAT		Per Yard	\$4.95
103710 NON-CHLORIDE - 1%		Per Yard	\$6.00
103717 NON-CHLORIDE - 2%		Per Yard	\$12.00
103723 RETARDER, 1½ OZ. (HALF DOSE)		Per Yard	\$1.50
103726 RETARDER, 3 OZ. FULL DOSE		Per Yard	\$3.00
103731 SUPERPLASTICIZER - FULL DOSE		Per Yard	\$8.00
103732 SUPERPLASTICIZER - 1/2 DOSE		Per Yard	\$4.00
103735 WATER REDUCER, LC 500		Per Yard	\$1.60
103771 HIGH EARLY 122HE - 2%		Per Yard	\$8.00
500032 TRUCK DEMURRAGE	WAITING TIME	Hours	\$90.00
500037 OVERTIME CHARGE	PER HR. AFTER 4:00 P.M.	Hours	\$55.00
* 500046 SMALL LD. CHG. 1-1.75 YDS		Each	\$100.00
500047 SMALL LD. CHG. 2-3.75 YDS		Each	\$80.00
500048 SMALL LD. CHG. 4-5.75 YDS		Each	\$60.00

617 Main St.  
Huron, OH 44839  
(419) 433-4161  
Fax: (419) 433-4690

2925 Venice Road  
Sandusky, OH 44870  
(419) 624-9402  
Fax: (419) 621-9208

625 Southwest St.  
Bellevue, OH 44811  
(419) 483-0170  
Fax: (419) 483-2744

[www.huroncement.com](http://www.huroncement.com)

<b>500049 SMALL LD. CHG. 6-7.75 YDS</b>		<b>Each</b>	<b>\$40.00</b>
<b>500052 SATURDAY TRIP CHG. ZONE 1</b>	<b>PER TRIP</b>	<b>Each</b>	<b>\$60.00</b>
<b>500055 FUEL CHARGE ZONE 1</b>		<b>Each</b>	<b>\$0.00</b>

For better service when placing an order, please call a day before by 10:00 a.m. Place orders to our Huron Plant at 419-433-4161 extension 2.

We thank you for the privilege of submitting this quotation and look forward to being of service to you. Please add sales tax to all items, if applicable.

Respectfully yours,  
Joe Falbo

President  
Office 419-433-4161 ext. 113  
Cell 440-320-3458

617 Main St.  
Huron, OH 44839  
(419) 433-4161  
Fax: (419) 433-4690

2925 Venice Road  
Sandusky, OH 44870  
(419) 624-9402  
Fax: (419) 621-9208

625 Southwest St.  
Bellevue, OH 44811  
(419) 483-0170  
Fax: (419) 483-2744

[www.huroncement.com](http://www.huroncement.com)

Line no. 1200

Count

Min Bid Price

Avg Award Price

Enter an item code below and press "Search"

81

\$2.25

\$10.21

64210020

Spec. #

Max Bid Price

Avg Bid Price

Search

16

\$40.30

\$10.15

Clear Item Search

10

Back to the Top

Clear: Dist, County, Proj Type, Spec Yr

Clear: All

Project #

190002

guardrail

Search

Clear Item Search

Qty

Units

Proposal Line #

Min Bid

Max Bid

Average Bid

Award Bid

# of Bidders

Item Description

Project Type

Project

109167

177 FT

0100

12

12.5

12.16666

12.5

3

CHEVRON MARKING

BRIDGE REPAIR

180163

111977

133 FT

0181

10

10

10

10

3

CHEVRON MARKING

MAJOR WIDENING

180118

125999

107 FT

0256

11

11

11

11

3

CHEVRON MARKING

MAJOR WIDENING

180291

131065

92 FT

0030

10

10

12.5

12.5

3

CHEVRON MARKING

FOUR LANE RESURFACING

180403

133376

693 FT

0275

8.75

11.77

10.504

11

5

CHEVRON MARKING

MAJOR RECONSTRUCTION

180382

142468

230 FT

0003

9

11.5

10.125

9

4

CHEVRON MARKING

FOUR LANE RESURFACING

180549

142475

50 FT

0027

8.5

10

9.608

9.5

5

CHEVRON MARKING

BRIDGE REPAIR

180544

142544

384 FT

0007

8.5

25

14

11

7

CHEVRON MARKING

BRIDGE REPAIR

180550

147962

183 FT

0045

12

12

12

12

2

CHEVRON MARKING

FOUR LANE RESURFACING

180601

150367

195 FT

0100

7

9.5

7.92666

7

6

CHEVRON MARKING

INTERSECTION

180609

155417

467 FT

0031

8.5

9

8.66666

9

3

CHEVRON MARKING

FOUR LANE RESURFACING

180682

150196

306 FT

0180

8

13.25

11.5

13.25

3

CHEVRON MARKING

FOUR LANE RESURFACING

180123

159997

1300 FT

0115

8

10.1

8.62333

8

4

CHEVRON MARKING

MAJOR RECONSTRUCTION

180116

160001

350 FT

0018

8

8

8

8

3

CHEVRON MARKING

FOUR LANE RESURFACING

180145

163742

53 FT

0115

9.4

9.4

9.4

9.4

3

CHEVRON MARKING

MINOR WIDENING

180189

165970

356 FT

0067

7

7

7

7

2

CHEVRON MARKING

FOUR LANE RESURFACING

180205

168226

630 FT

0361

8

9.09

8.33333

8

3

CHEVRON MARKING

MAJOR RECONSTRUCTION

180108

178851

285 FT

0204

12

12

12

12

4

CHEVRON MARKING

BRIDGE REPAIR

180528

182255

198 FT

0051

2.25

10

6.75

8

3

CHEVRON MARKING

TWO LANE RESURFACING

180421

189620

1056 FT

0597

7.25

7.25

7.25

7.25

3

CHEVRON MARKING

MAJOR RECONSTRUCTION

180470

192134

150 FT

0027

9

9.5

9.125

9.5

4

CHEVRON MARKING

FOUR LANE RESURFACING

180553

194417

680 FT

0027

12

12

12

12

3

CHEVRON MARKING

FOUR LANE RESURFACING

180560

200078

84 FT

0074

9

10

9.75

10

4

CHEVRON MARKING

MINOR WIDENING

200007

203292

720 FT

0070

8

10

9.33333

10

3

CHEVRON MARKING

FOUR LANE RESURFACING

200061

207240

524 FT

0034

5.95

7.25

6.6

7.25

2

CHEVRON MARKING

FOUR LANE RESURFACING

200091

Blid Data

Data Source & Definitions

READY

FILTER MODE

Line No. 1200 -  $7.25+7.25+8=22.5 / 3 = 7.50$ ; Agree to \$4.32/FT

Line No. 1210

A		B		C		D		E		F		G		H		I		J		K		L		M		N		O	
Dist	County	Project Type	Count	Min Bid Price	Avg Award Price	Enter an item code below and press "Search"		Project #	Enter a supplemental description below and press "Search"																				
01	FRA	BRIDGE REPAIR	26	\$45.00	\$77.81	64210140		187004	asphalt																				
03	HAM	CRACK SEALING	Spec. #			Search		187005	Search																				
04	LIC	FOUR LANE RESURFACING	16	Max Bid Price	Avg Bid Price	Clear Item Search		187006	Clear Item Search																				
05	LOG	PARKING AREAS	10	\$978.00	\$87.35			187007																					
										Back to the Top		Clear: Dist, County, Proj Type, Spec Yr		Clear: All															
Dist	County	Proj	Spec Year	Estimate	Item	Qty	Units	Proposal time	Min Bid	Max Bid	Average Bid	Award Bid	# of Bidders	Item Description															
56359	09	SCI	95438	16	2/16/2017 64210140	3 EACH	0018	68	77	77.15	68	2	WORD ON PAVEMENT, 96"																
66204	08	CU	82977	16	4/6/2017 64210140	8 EACH	0030	75	75	75	75	2	WORD ON PAVEMENT, 96"																
72719	08	WAR	88819	16	5/11/2017 64210140	257 EACH	0019	50	77	61.3333	50	3	WORD ON PAVEMENT, 96"																
73362	04	SUM	101989	16	5/11/2017 64210140	13 EACH	0016	49.5	75	57.375	75	4	WORD ON PAVEMENT, 96"																
79515	12	CUY	97979	16	6/6/2017 64210140	3 EACH	0038	75	118	94	100	7	WORD ON PAVEMENT, 72", TYPE 1																
84228	08	WAR	97406	16	7/15/2017 64210140	12 EACH	0024	55	60	57.5	55	2	WORD ON PAVEMENT, 96"																
91460	08	HAM	94484	16	11/2/2017 64210140	13 EACH	0008	65	60	68.75	65	4	WORD ON PAVEMENT, 96"																
116263	08	WAR	97132	16	4/5/2018 64210140	226 EACH	0019	50	80	61.25	55	4	WORD ON PAVEMENT, 96"																
121049	04	SUM	104759	16	3/9/2018 64210140	23 EACH	0017	45	82	67.33333	45	1	WORD ON PAVEMENT, 96"																
153541	06	FRA	98309	16	3/24/2019 64210140	123 EACH	0014	50	97	67.5	50	4	WORD ON PAVEMENT, 96"																
156302	12	CUY	85369	16	1/31/2019 64210140	22 EACH	0031	58	99	75.125	90	8	WORD ON PAVEMENT, 72", TYPE 1																
150673	08	CRA	101556	16	2/21/2019 64210140	9 EACH	0102	50	175	112.5	175	2	WORD ON PAVEMENT, 72", TYPE 1																
166644	08	WAR	98536	16	4/4/2019 64210140	260 EACH	0021	55	63	57.66666	55	3	WORD ON PAVEMENT, 96"																
169887	12	CUY	89276	16	4/16/2019 64210140	7 EACH	0040	65	175	101.66666	175	6	WORD ON PAVEMENT, 72", TYPE 1																
171732	08	WAR	98037	16	5/22/2019 64210140	1 EACH	0006	75	70	70	70	3	WORD ON PAVEMENT, 96"																
179228	01	DEF	106490	19	8/20/2019 64210140	6 EACH	0033	75	75	75	75	2	WORD ON PAVEMENT, 72", TYPE 1																
208140	09	LIC	98223	19	2/27/2020 64210140	32 EACH	0014	55	84	64.33333	55	3	WORD ON PAVEMENT, 72", TYPE 1																
211315	05	MUS	98222	15	3/12/2020 64210140	27 EACH	0014	60	84	70.33333	67	3	WORD ON PAVEMENT, 72", TYPE 1																
218079	09	LOR	98574	19	4/28/2020 64210140	7 EACH	0029	65	175	112.5	175	4	WORD ON PAVEMENT, 72", TYPE 1																
245144	07	LOG	109912	19	3/14/2021 64210140	2 EACH	0021	60	110	81.71428	60	7	WORD ON PAVEMENT, 72", TYPE 1																
245542	12	CUY	106867	19	3/14/2021 64210140	22 EACH	0047	65	175	127.65714	175	7	WORD ON PAVEMENT, 72", TYPE 1																
260696	12	CUY	103162	19	4/15/2021 64210140	1 EACH	0125	66.83	79	71.27666	68	3	WORD ON PAVEMENT, 72", TYPE 1																

278616

278637

278658

278616

278637

278658

Blid Data

Data Source & Definitions

Line no. 1210 -  $67 + 100 + 65 = 232 / 3 = 77.33$ ; Agree to \$75.60/EACH

## Line no. 1220

Count

16

Min Bid Price

\$25.00

Aug Award Price

\$177.56

Enter an item code below and press "Search"

64210502

Project #

187000

Enter a supplemental description below and press "Search"

guardrail

Search

Clear Item Search

Back to the Top

Clear: Dist, County, Proj Ty

Present is also a search option

Qty	Units	Proposed Line #	Min Bid	Max Bid	Forward Bid	% of Bidders	Item Description	Project Type	Project
41093	3 EACH	0021	50	100	50	5	4 BIKE LANE SYMBOL MARKING, TYPE 1	PAVEMENT MARKING	160546
80546	75 EACH	0027	25	50	48.75	25	4 BIKE LANE SYMBOL MARKING, TYPE 1	PAVEMENT MARKING	170529
92855	3 EACH	0023	55	200	137.5	200	4 BIKE LANE SYMBOL MARKING, TYPE 1	PAVEMENT MARKING	170551
148784	3 EACH	0023	55	175	128	175	4 BIKE LANE SYMBOL MARKING, TYPE 1	PAVEMENT MARKING	180605
167217	10 EACH	0024	110	350	106.6666	350	4 BIKE LANE SYMBOL MARKING, TYPE 1	PAVEMENT MARKING	190209
193361	75 EACH	0020	40	50	43.3333	50	3 BIKE LANE SYMBOL MARKING, TYPE 1	PAVEMENT MARKING	190516
192713	3 EACH	0023	85	200	150	85	3 BIKE LANE SYMBOL MARKING, TYPE 1	PAVEMENT MARKING	190533
201130	36 EACH	0045	100	107	104.3333	107	3 BIKE LANE SYMBOL MARKING, TYPE 1	PAVEMENT MARKING	200031
201641	2 EACH	0022	275	500	387.5	500	2 BIKE LANE SYMBOL MARKING, TYPE 1	PAVEMENT MARKING	200034
213984	7 EACH	0011	175	300	254	295	5 BIKE LANE SYMBOL MARKING, TYPE 1	PAVEMENT MARKING	200185
214007	5 EACH	0025	180	350	260	350	2 BIKE LANE SYMBOL MARKING, TYPE 1	PAVEMENT MARKING	200188
232169	3 EACH	0025	85	170	85	170	3 BIKE LANE SYMBOL MARKING, TYPE 1	PAVEMENT MARKING	200464
242896	5 EACH	0096	175	195	179	125	5 BIKE LANE SYMBOL MARKING, TYPE 1	PAVEMENT MARKING	200675
245643	2 EACH	0017	229	400	314.5	229	2 BIKE LANE SYMBOL MARKING, TYPE 1	PAVEMENT MARKING	210013
249902	102 EACH	0016	85	235	146.25	100	4 BIKE LANE SYMBOL MARKING, TYPE 1	PAVEMENT MARKING	210102
250641	51 EACH	0078	65	145	76.85714	65	7 BIKE LANE SYMBOL MARKING, TYPE 1	FOUR LANE RESURFACING	210170

Bid Data

Data Source & Definitions

READY: 36 OF 37000 RECORDS FOLLOWING

Line no. 1220 –  $175+229+350 = 754/3 = 251.33$ ; Agreed to \$243/EACH

## Line no. 1230

20240408 PAVEMENT MARKING.DSL

Count	Min Bid Price	Aug Award Price	Enter an item code below and press "Search"	Project #
21	\$25.00	\$1,350.00	642150010	187000
Spec	Min Bid Price	Aug Bid Price	Search	187000
16	\$11,350.00	\$1,018.26	Clear Item Search	187000
19	Back to the Top		Clear: Dist, County, Proj Type, Spec Yr	187000

Enter a supplemental description below and press "Search"
guardrail
Search
Clear Item Search

Qty	Units	Proposed Line #	Min Bid	Max Bid	Forward Bid	Forward Bid	# of Bidders	Item Description	Project Type	Project
14930	50 EACH	0023	100	100	100	100	3	PAVEMENT MARKING, MISC.	PAVEMENT MARKING	160211
26605	5 EACH	0024	100	500	281.75	100	4	PAVEMENT MARKING, MISC.	PAVEMENT MARKING	160511
41193	64 EACH	0027	100	165	117.5	100	4	PAVEMENT MARKING, MISC.	PAVEMENT MARKING	160546
63873	1 EACH	0014	200	200	200	200	2	PAVEMENT MARKING, MISC.	PAVEMENT MARKING	170178
68741	5 EACH	0022	100	200	206.43	100	4	PAVEMENT MARKING, MISC.	PAVEMENT MARKING	170261
73438	51 EACH	0019	100	200	125.75	100	4	PAVEMENT MARKING, MISC.	PAVEMENT MARKING	170338
73438	10 EACH	0023	100	100	100	100	3	PAVEMENT MARKING, MISC.	PAVEMENT MARKING	170341
116484	50 EACH	0023	100	100	100	100	4	PAVEMENT MARKING, MISC.	PAVEMENT MARKING	180244
127482	5 EACH	0022	100	4000	2275	750	4	PAVEMENT MARKING, MISC.	PAVEMENT MARKING	180377
167216	15 EACH	0027	350	925	637.5	350	2	PAVEMENT MARKING, MISC.	PAVEMENT MARKING	180228
167296	50 EACH	0033	250	500	416.6666	500	3	PAVEMENT MARKING, MISC.	PAVEMENT MARKING	190209
167862	5 EACH	0032	1000	5000	2333.3333	5000	3	PAVEMENT MARKING, MISC.	PAVEMENT MARKING	190209
167959	2 EACH	0030	3553	11150	6119	11150	3	PAVEMENT MARKING, MISC.	PAVEMENT MARKING	190209
204821	15 EACH	0022	100	350	350	600	3	PAVEMENT MARKING, MISC.	PAVEMENT MARKING	200078
214065	30 EACH	0030	500	500	500	500	2	PAVEMENT MARKING, MISC.	PAVEMENT MARKING	200188
214459	5 EACH	0031	1500	5000	3250	5000	2	PAVEMENT MARKING, MISC.	PAVEMENT MARKING	200188
242720	3 EACH	0073	100	105	101	100	5	PAVEMENT MARKING, MISC.	PAVEMENT MARKING	200595
245092	24 EACH	0017	25	54	44.01428	50	7	PAVEMENT MARKING, MISC.	PAVEMENT MARKING	210040
245817	8 EACH	0039	700	3600	2361.3333	700	3	PAVEMENT MARKING, MISC.	PAVEMENT MARKING	210035
250726	25 EACH	0036	1000	1750	1375	1750	2	PAVEMENT MARKING, MISC.	PAVEMENT MARKING	210210
250855	8 EACH	0039	1000	1250	1083.3333	1000	3	PAVEMENT MARKING, MISC.	PAVEMENT MARKING	210219

Bid Data Data Search & Definitions

Line no. 1230-  $500+100+200 = 800/3 = 266.67$ ; Agreed to \$243/EACH

Or alt.

Project #				Project #	
187000	187000	187000	187000	187000	187000
187000	187000	187000	187000	187000	187000
187000	187000	187000	187000	187000	187000
187000	187000	187000	187000	187000	187000
187000	187000	187000	187000	187000	187000
187000	187000	187000	187000	187000	187000
187000	187000	187000	187000	187000	187000
187000	187000	187000	187000	187000	187000
187000	187000	187000	187000	187000	187000
187000	187000	187000	187000	187000	187000
187000	187000	187000	187000	187000	187000
187000	187000	187000	187000	187000	187000
187000	187000	187000	187000	187000	187000
187000	187000	187000	187000	187000	187000
187000	187000	187000	187000	187000	187000
187000	187000	187000	187000	187000	187000
187000	187000	187000	187000	187000	187000
187000	187000	187000	187000	187000	187000
187000	187000	187000	187000	187000	187000
187000	187000	187000	187000	187000	187000
187000	187000	187000	187000	187000	187000
187000	187000	187000	187000	187000	187000
187000	187000	187000	187000	187000	187000
187000	187000	187000	187000	187000	187000
187000	187000	187000	187000	187000	187000
187000	187000	187000	187000	187000	187000
187000	187000	187000	187000	187000	187000
187000	187000	187000	187000	187000	187000
187000	187000	187000	187000	187000	187000
187000	187000	187000	187000	187000	187000
187000	187000	187000	187000	187000	187000
187000	187000	187000	187000	187000	187000
187000	187000	187000	187000	187000	187000
187000	187000	187000	187000	187000	187000
187000	187000	187000	187000	187000	187000
187000	187000	187000	187000	187000	187000
187000	187000	187000	187000	187000	187000
187000	187000	187000	187000	187000	187000
187000	187000	187000	187000	187000	187000
187000	187000	187000	187000	187000	187000
187000	187000	187000	187000	187000	187000
187000	187000	187000	187000	187000	187000
187000	187000	187000	187000	187000	187000
187000	187000	187000	187000	187000	187000
187000	187000	187000	187000	187000	187000
187000	187000	187000	187000	187000	187000
187000	187000	187000	187000	187000	187000
187000	187000	187000	187000	187000	187000
187000	187000	187000	187000	187000	187000
187000	187000	187000	187000	187000	187000
187000	187000	187000	187000	187000	187000
187000	187000	187000	187000	187000	187000
187000	187000	187000	187000	187000	187000
187000	187000	187000	187000	187000	187000
187000	187000	187000	187000	187000	187000
187000	187000	187000	187000	187000	187000
187000	187000	187000	187000	187000	187000
187000	187000	187000	187000	187000	187000
187000	187000	187000	187000	187000	187000
187000	187000	187000	187000	187000	187000
187000	187000	187000	187000	187000	187000
187000	187000	187000	187000	187000	187000
187000	187000	187000	187000	187000	187000
187000	187000	187000	187000	187000	187000
187000	187000	187000	187000	187000	187000
187000	187000	187000	187000	187000	187000
187000	187000	187000	187000	187000	187000
187000	187000	187000	187000	187000	187000
187000	187000	187000	187000	187000	187000
187000	187000	187000	187000	187000	187000
187000	187000	187000	187000	187000	187000
187000	187000	187000	187000	187000	187000
187000	187000	187000	187000	187000	187000
187000	187000	187000	187000	187000	187000
187000	187000	187000	187000	187000	187000
187000	187000	187000	187000	187000	187000
187000	187000	187000	187000	187000	187000
187000	187000	187000	187000	187000	187000
187000	187000	187000	187000	187000	187000
187000	187000	187000	187000	187000	187000
187000	187000	187000	187000	187000	187000
187000	187000	187000	187000	187000	187000
187000	187000	187000	187000	187000	187000
187000	187000	187000	187000	187000	187000
187000	187000	187000	187000	187000	187000
187000	187000	187000	187000	187000	187000
187000	187000	187000	187000	187000	187000
187000	187000	187000	187000	187000	187000
187000	187000	187000	187000	187000	187000
187000	187000	187000	187000	187000	187000
187000	187000	187000	187000	187000	187000
187000	187000	187000	187000	187000	187000
187000	187000	187000	187000	187000	187000
187000	187000	187000	187000	187000	187000
187000	187000	187000	187000	187000	187000
187000	187000	187000	187000	187000	187000
187000	187000	187000	187000	187000	187000
187000	187000	187000	187000	187000	187000
187000	187000	187000	187000	187000	187000
187000	187000	187000	187000	187000	187000
187000	187000	187000	187000	187000	187000
187000	187000	187000	187000	187000	187000
187000	187000	187000	187000	187000	187000
187000	187000	187000	187000	187000	187000
187000	187000	187000	187000	187000	187000
187000	187000	187000	187000	187000	187000
187000	187000	187000	187000	187000	187000
187000	187000	187000	187000	187000	187000
187000	187000	187000	187000	187000	187000
187000	187000	187000	187000	187000	187000
187000	187000	187000	187000	187000	187000
187000	187000	187000	187000	187000	187000
187000	187000	187000	187000	187000	187000
187000	187000	187000	187000	187000	187000
187000	187000	187000	187000	187000	187000
187000	187000	187000	187000	187000	187000
187000	187000	187000	187000	187000	187000
187000	187000	187000	187000	187000	187000
187000	187000	187000	187000	187000	187000
187000	187000	187000	187000	187000	187000
187000	187000	187000	187000	187000	187000
187000	187000	187000	187000	187000	187000
187000	187000	187000	187000	187000	187000
187000	187000	187000	187000	187000	187000
187000	187000	187000	187000	187000	187000
187000	187000	187000	187000	187000	187000
187000	187000	187000	187000	187000	187000
187000	187000	187000	187000	187000	187000
187000	187000	187000	187000	187000	187000
187000	187000	187000	187000	187000	187000
187000	187000	187000	187000	187000	187000
187000	187000	187000	187000	187000	187000
187000	187000	187000	187000	187000	187000
187000	187000	187000	187000	187000	187000
187000	1870				

## Line no. 1250

Historical Bid Data Item Search (2016-2021) (3) - Excel

File Home Insert Page Layout Formulas Data Review View NITRC PRO

M2/08/2021

Project # 641230000

Enter a supplemental description below and press "Search"

Search

Clear Item Search

Back to the Top

Clear: Dist, County, Proj Type, Spec Yr

Dist	County	Item ID	Item Description	Unit	Quantity	Min Bid Price	Avg Bid Price	Max Bid Price	Min Bid Price	Avg Bid Price	Max Bid Price	Item Description
191426	CLY	103166	10/24/2019 642130000	20000 FT	0026	5.5	5.5	5.5	5.5	5.5	5.5	3 REMOVAL OF PAVEMENT MARKING
191426	CLY	103166	11/21/2019 642130000	20000 FT	0041	2.8	4.3	5.125	2.8	4.3	5.125	4 REMOVAL OF PAVEMENT MARKING
191426	CLY	103166	12/22/2019 642130000	833 FT	0039	4	8.25	5.125	4	8.25	5.125	4 REMOVAL OF PAVEMENT MARKING
191426	CLY	103166	1/23/2020 642130000	1300 FT	0112	3.6	4.45	4.0857	3.6	4.45	4.0857	3 REMOVAL OF PAVEMENT MARKING
202712	CLY	107315	1/23/2020 642130000	46 FT	0020	9.55	10	9.7	9.55	10	9.7	3 REMOVAL OF PAVEMENT MARKING
202712	CLY	107315	2/13/2020 642130000	2500 FT	0019	1	1	1	1	1	1	2 REMOVAL OF PAVEMENT MARKING
202712	CLY	107315	3/12/2020 642130000	36779 FT	0012	0.51	0.4	0.355	0.51	0.4	0.355	2 REMOVAL OF PAVEMENT MARKING
212001	CLY	107315	3/26/2020 642130000	15431 FT	0016	0.5	1	0.722	0.5	1	0.722	3 REMOVAL OF PAVEMENT MARKING
212001	CLY	107315	3/26/2020 642130000	750 FT	0028	1	2.5	1.75	1	2.5	1.75	2 REMOVAL OF PAVEMENT MARKING
212001	CLY	107315	4/9/2020 642130000	700 FT	0009	6.65	7.85	6.91666	6.65	7.85	6.91666	3 REMOVAL OF PAVEMENT MARKING
212001	CLY	107315	4/13/2020 642130000	7285 FT	0042	0.51	0.7	0.405	0.51	0.7	0.405	2 REMOVAL OF PAVEMENT MARKING
212001	CLY	107315	6/4/2020 642130000	113 FT	0044	34	34	35	34	34	35	2 REMOVAL OF PAVEMENT MARKING
212001	CLY	107315	6/18/2020 642130000	83 FT	0040	3.5	75	12	3.5	75	12	4 REMOVAL OF PAVEMENT MARKING
212001	CLY	107315	7/22/2020 642130000	158 FT	0035	3.6	9.92	5.305	3.6	9.92	5.305	4 REMOVAL OF PAVEMENT MARKING
212001	CLY	107315	7/26/2020 642130000	1584 FT	0005	0.95	2.87	1.60666	0.95	2.87	1.60666	3 REMOVAL OF PAVEMENT MARKING
212001	CLY	107315	7/30/2020 642130000	350 FT	0044	2	2.5	2.25	2	2.5	2.25	2 REMOVAL OF PAVEMENT MARKING
212001	CLY	107315	9/17/2020 642130000	2500 FT	0028	0.5	2	1.5	0.5	2	1.5	3 REMOVAL OF PAVEMENT MARKING
212001	CLY	107315	10/15/2020 642130000	150 FT	0022	1.35	1.5	1.425	1.35	1.5	1.425	5 REMOVAL OF PAVEMENT MARKING
212001	CLY	107315	10/15/2020 642130000	245 FT	0030	2.35	5	3.145	2.35	5	3.145	6 REMOVAL OF PAVEMENT MARKING
212001	CLY	107315	10/15/2020 642130000	162 FT	0031	6.5	6.5	6.5	6.5	6.5	6.5	2 REMOVAL OF PAVEMENT MARKING
212001	CLY	107315	11/5/2020 642130000	12 FT	0006	5	5	5	5	5	5	5 REMOVAL OF PAVEMENT MARKING
212001	CLY	107315	11/19/2020 642130000	58 FT	0015	3	25	8.82	3	25	8.82	3 REMOVAL OF PAVEMENT MARKING
212001	CLY	107315	12/17/2020 642130000	1200 FT	0044	2.3	4.92	2.61666	2.3	4.92	2.61666	6 REMOVAL OF PAVEMENT MARKING
212001	CLY	107315	1/14/2021 642130000	1567 FT	0044	1	3.25	1.85	1	3.25	1.85	1 REMOVAL OF PAVEMENT MARKING
212001	CLY	107315	3/2/2021 642130000	1250 FT	0035	1	8.5	4.8666	1	8.5	4.8666	3 REMOVAL OF PAVEMENT MARKING
212001	CLY	107315	1/28/2021 642130000	851 FT	0152	1	4.2	2.375	1	4.2	2.375	2 REMOVAL OF PAVEMENT MARKING
212001	CLY	107315	1/28/2021 642130000	296 FT	0024	0.94	16	11.988	0.94	16	11.988	5 REMOVAL OF PAVEMENT MARKING
212001	CLY	107315	2/11/2021 642130000	196 FT	0011	0.75	2.5	1.3125	0.75	2.5	1.3125	4 REMOVAL OF PAVEMENT MARKING
212001	CLY	107315	2/11/2021 642130000	37 FT	0012	2.6	10	5.6625	2.6	10	5.6625	4 REMOVAL OF PAVEMENT MARKING

Bid Data Data Source & Definitions

Line no. 1250 -  $1+2+2=5/3=1.67$ ; \$1.08/FT

## Line no. 1260

Historical Bid Data Item Search (2016-2021) (3) - Excel

File Home Insert Page Layout Formulas Data Review View NITRC PRO

D2/26/2021

Project # 642130000

Enter a supplemental description below and press "Search"

Search

Clear Item Search

Back to the Top

Clear: Dist, County, Proj Type, Spec Yr

Dist	County	Item ID	Item Description	Unit	Quantity	Min Bid Price	Avg Bid Price	Max Bid Price	Min Bid Price	Avg Bid Price	Max Bid Price	Item Description
191426	CLY	103166	10/24/2019 642130000	20000 FT	0026	5.5	5.5	5.5	5.5	5.5	5.5	3 REMOVAL OF PAVEMENT MARKING
191426	CLY	103166	11/21/2019 642130000	20000 FT	0041	2.8	4.3	5.125	2.8	4.3	5.125	4 REMOVAL OF PAVEMENT MARKING
191426	CLY	103166	12/22/2019 642130000	833 FT	0039	4	8.25	5.125	4	8.25	5.125	4 REMOVAL OF PAVEMENT MARKING
191426	CLY	103166	1/23/2020 642130000	1300 FT	0112	3.6	4.45	4.0857	3.6	4.45	4.0857	3 REMOVAL OF PAVEMENT MARKING
202712	CLY	107315	1/23/2020 642130000	46 FT	0020	9.55	10	9.7	9.55	10	9.7	3 REMOVAL OF PAVEMENT MARKING
202712	CLY	107315	2/13/2020 642130000	2500 FT	0019	1	1	1	1	1	1	2 REMOVAL OF PAVEMENT MARKING
202712	CLY	107315	3/12/2020 642130000	36779 FT	0012	0.51	0.4	0.355	0.51	0.4	0.355	2 REMOVAL OF PAVEMENT MARKING
212001	CLY	107315	3/26/2020 642130000	15431 FT	0016	0.5	1	0.722	0.5	1	0.722	3 REMOVAL OF PAVEMENT MARKING
212001	CLY	107315	3/26/2020 642130000	750 FT	0028	1	2.5	1.75	1	2.5	1.75	2 REMOVAL OF PAVEMENT MARKING
212001	CLY	107315	4/9/2020 642130000	700 FT	0009	6.65	7.85	6.91666	6.65	7.85	6.91666	3 REMOVAL OF PAVEMENT MARKING
212001	CLY	107315	4/13/2020 642130000	7285 FT	0042	0.51	0.7	0.405	0.51	0.7	0.405	2 REMOVAL OF PAVEMENT MARKING
212001	CLY	107315	6/4/2020 642130000	113 FT	0044	34	34	35	34	34	35	2 REMOVAL OF PAVEMENT MARKING
212001	CLY	107315	6/18/2020 642130000	83 FT	0040	3.5	75	12	3.5	75	12	4 REMOVAL OF PAVEMENT MARKING
212001	CLY	107315	7/22/2020 642130000	158 FT	0035	3.6	9.92	5.305	3.6	9.92	5.305	4 REMOVAL OF PAVEMENT MARKING
212001	CLY	107315	7/26/2020 642130000	1584 FT	0005	0.95	2.87	1.60666	0.95	2.87	1.60666	3 REMOVAL OF PAVEMENT MARKING
212001	CLY	107315	7/30/2020 642130000	350 FT	0044	2	2.5	2.25	2	2.5	2.25	2 REMOVAL OF PAVEMENT MARKING
212001	CLY	107315	9/17/2020 642130000	2500 FT	0028	0.5	2	1.5	0.5	2	1.5	3 REMOVAL OF PAVEMENT MARKING
212001	CLY	107315	10/15/2020 642130000	150 FT	0022	1.35	1.5	1.425	1.35	1.5	1.425	5 REMOVAL OF PAVEMENT MARKING
212001	CLY	107315	10/15/2020 642130000	245 FT	0030	2.35	5	3.145	2.35	5	3.145	6 REMOVAL OF PAVEMENT MARKING
212001	CLY	107315	10/15/2020 642130000	162 FT	0031	6.5	6.5	6.5	6.5	6.5	6.5	2 REMOVAL OF PAVEMENT MARKING
212001	CLY	107315	11/5/2020 642130000	12 FT	0006	5	5	5	5	5	5	5 REMOVAL OF PAVEMENT MARKING
212001	CLY	107315	11/19/2020 642130000	58 FT	0015	3	25	8.82	3	25	8.82	3 REMOVAL OF PAVEMENT MARKING
212001	CLY	107315	12/17/2020 642130000	1200 FT	0044	2.3	4.92	2.61666	2.3	4.92	2.61666	6 REMOVAL OF PAVEMENT MARKING
212001	CLY	107315	1/14/2021 642130000	1567 FT	0044	1	3.25	1.85	1	3.25	1.85	1 REMOVAL OF PAVEMENT MARKING
212001	CLY	107315	3/2/2021 642130000	1250 FT	0035	1	8.5	4.8666	1	8.5	4.8666	3 REMOVAL OF PAVEMENT MARKING
212001	CLY	107315	1/28/2021 642130000	851 FT	0152	1	4.2	2.375	1	4.2	2.375	2 REMOVAL OF PAVEMENT MARKING
212001	CLY	107315	1/28/2021 642130000	296 FT	0024	0.94	16	11.988	0.94	16	11.988	5 REMOVAL OF PAVEMENT MARKING
212001	CLY	107315	2/11/2021 642130000	196 FT	0011	0.75	2.5	1.3125	0.75	2.5	1.3125	4 REMOVAL OF PAVEMENT MARKING
212001	CLY	107315	2/11/2021 642130000	37 FT	0012	2.6	10	5.6625	2.6	10	5.6625	4 REMOVAL OF PAVEMENT MARKING

Bid Data Data Source & Definitions

Line no. 1260-  $150+226+125=167/3=\$167$ ; Agreed to \$162/Each